

Wastewater And Treatment Education Roundtable (WATER)

April 27, 2016



Agenda

1. Welcome and Introductions
2. Defend Your Drains Campaign Update
3. Grease Interceptor Inspection Training Development
4. FY2017 Work Program Discussion
5. Roundtable
6. Next Meeting Date
7. Adjournment

Welcome and Introductions

Campaign Update

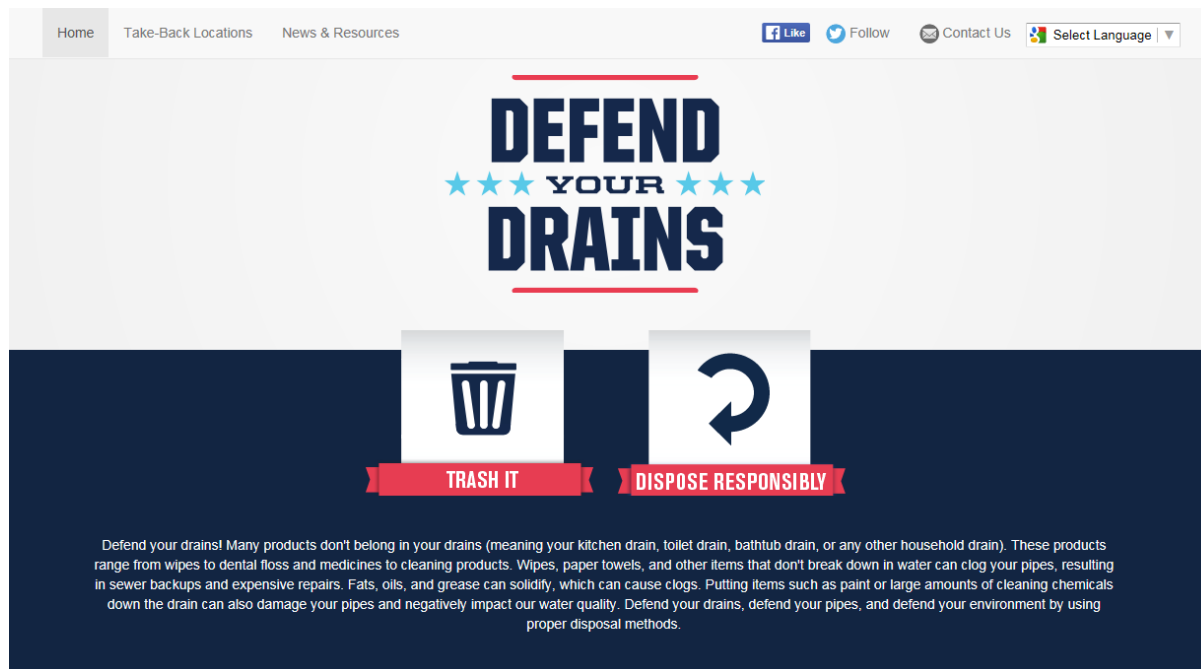


- Lots of hard work put in by Dallas and the regional working group
- Dallas and regional website:
DefendYourDrains.com and DefendYourDrainsNorthTexas.com
- Bill inserts
- Special Wipes Block Everything assets
- Icons (potentially to be used in infographics, etc.)
- Social media – Facebook and Twitter (sharing from Dallas campaign and changing URL when appropriate)
- Dallas also doing radio ads, events, etc. Has talking points doc to share.
- Dallas to cover its February campaign performance.

Campaign Update (cont.)

Dallas and regional website:

DefendYourDrains.com and DefendYourDrainsNorthTexas.com



The screenshot shows the homepage of the 'Defend Your Drains' website. At the top, there is a navigation bar with links for 'Home', 'Take-Back Locations', and 'News & Resources'. On the right side of the navigation bar, there are social media icons for Facebook (Like), Twitter (Follow), and a 'Contact Us' button, along with a 'Select Language' dropdown menu. The main content area features the 'DEFEND YOUR DRAINS' logo in large, bold, blue letters, with three blue stars on either side of the word 'YOUR'. Below the logo, there are two white boxes with icons: a trash can icon and a circular arrow icon. Each icon is placed above a red banner with white text: 'TRASH IT' and 'DISPOSE RESPONSIBLY'. At the bottom of the page, there is a paragraph of text explaining the importance of proper disposal of household products to prevent drain clogs and water quality issues.

Home Take-Back Locations News & Resources [f Like](#) [t Follow](#) [Contact Us](#) [Select Language](#)

DEFEND ★ ★ ★ YOUR ★ ★ ★ DRAINS

TRASH IT **DISPOSE RESPONSIBLY**

Defend your drains! Many products don't belong in your drains (meaning your kitchen drain, toilet drain, bathtub drain, or any other household drain). These products range from wipes to dental floss and medicines to cleaning products. Wipes, paper towels, and other items that don't break down in water can clog your pipes, resulting in sewer backups and expensive repairs. Fats, oils, and grease can solidify, which can cause clogs. Putting items such as paint or large amounts of cleaning chemicals down the drain can also damage your pipes and negatively impact our water quality. Defend your drains, defend your pipes, and defend your environment by using proper disposal methods.

Campaign Update (cont.)

Bill inserts for Defend Your Drains (English and Spanish), medical take-back (Dallas only, but did provide a social media tile)



THEY'RE SAFER
in out **HANDS**

UNUSED AND EXPIRED MEDICATIONS CAN CAUSE ACCIDENTAL POISONING, DAMAGE DRAINS AND POLLUTE OUR WATER.

DISPOSE OF UNWANTED AND EXPIRED MEDICATIONS.

Free. Safe. Convenient. Responsible.
Saturday • April 30, 2016 • 10 A.M. to 2 P.M.

DEFEND YOUR DRAINS

Many products don't belong in your drains (meaning your kitchen drain, toilet drain, bathtub drain, or any other household drain). Defend your drains, defend your pipes, and defend your environment by using proper disposal methods.

TRASH IT These items can clog pipes and cause blockages—even if labeled "flushable." Throw them in the trash to prevent expensive plumbing repairs.

DISPOSE RESPONSIBLY These products can damage your pipes and negatively impact the quality of our lakes, rivers, and streams. Visit DefendYourDrainsNorthTexas.com to learn how to responsibly dispose of them.

WIPES
Wipes don't break down when flushed down the toilet.

PAPER TOWELS
Paper towels are designed to be absorbent and strong and to not break down in water, so they will clog your plumbing.

FEMININE HYGIENE
Pads and tampons are very absorbent and don't break down like toilet paper. They commonly cause plumbing issues.

PERSONAL CARE
Everyday personal care products like cotton swabs and dental floss tangle up in your drains and can clog your plumbing.

FATS, OILS, & GREASE
Your drains don't love bacon as much as you do. Recycle used cooking oil at a drop-off location.

MEDICINES
The best medicine for your drains is no medicine. Return extra and expired medicines at take-back events.

CLEANING PRODUCTS
Household cleaning products may clean your home but large amounts can be dangerous going down the drain. Take leftover products to the hazardous waste collection center.

PAINT & PESTICIDES
Leftover paint and pesticides are considered hazardous waste and should be carefully taken to a hazardous waste collection center.

[City Logo Here]

www.DefendYourDrainsNorthTexas.com

Wastewater And Treatment Education Roundtable

Campaign Update (cont.)

Wipes Block Everything assets



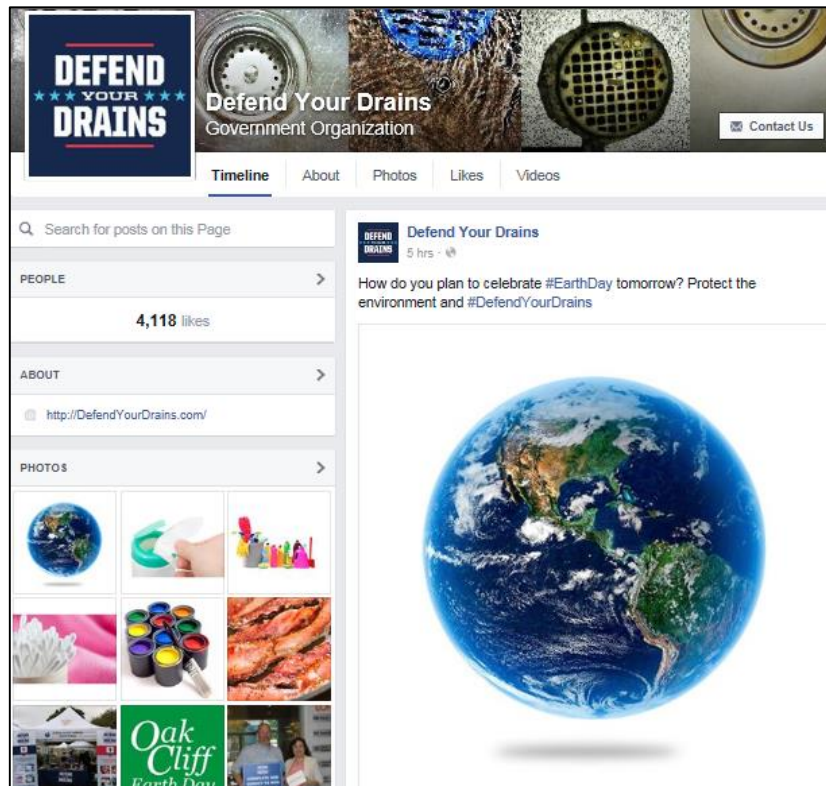
Campaign Update (cont.)

Icon set (potentially to be used in infographics, etc.)



Campaign Update (cont.)

Social media – Facebook and Twitter (sharing from Dallas campaign and changing URL when appropriate)

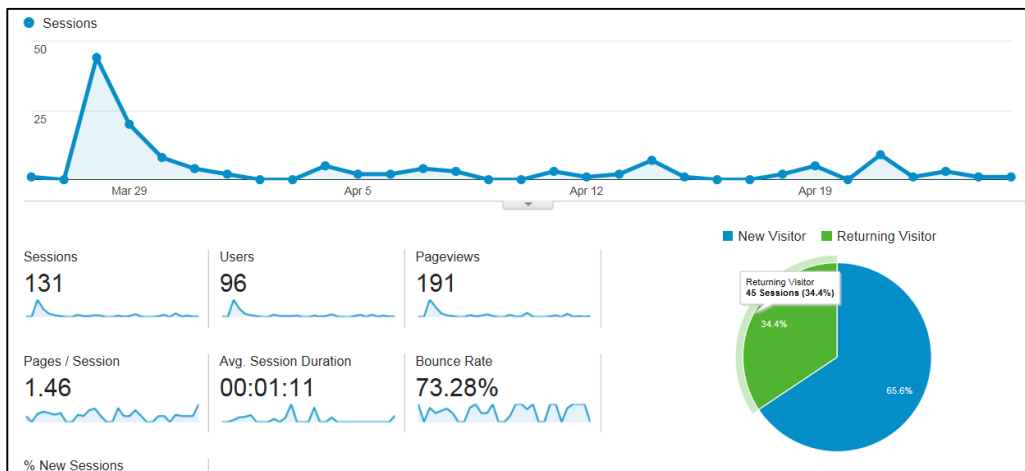


Campaign Update (cont.)



- Additional updates from Dallas (other campaign elements, February campaign performance)
- Next steps for the Dallas and regional campaign
--Potential updates for the website: Pledge, kid's webpage, additional videos/articles
- Plans to point to regional website?

March 26-April 25 Google analytics for DefendYourDrainsNorthTexas.com



Grease Interceptor Inspection Training Development

Summary and update

- 1 classroom day, 2 field days (attendees split into 2 field sessions)
- Field location/interceptor assistance with Chris Trimble; Jack W./Arlington also to provide interceptor assistance
- Based on ballpark training cost provided by Neal Klimek, we went through procurement process
- Two bids received; still in process
- Had workshop scheduled for mid-May, but need to move (tentative: June 1-3)
- Cost will most likely be approx. \$135 for members (limit of 2 per entity), \$275 for nonmembers
- Education credit:
 - Texas Department of State Health Services obtainable as long as relevant
 - TCEQ: Not looking for credits this time, but will ask re: instructor approval (for next time)

Training Development (cont.)

Curriculum

Topic	Time Allotted
1. Wastewater Collection System Concerns (covering intro, general info)	Approx. 30 min.
2. Initial Program Action Plans (covering education, outreach)	Approx. 15-30 min.
3. Restaurant and Kitchen Inspections (make sure to also include Kitchen BMPs [see Guide PDF])	Approx. 45 min.-1 hr.
4. Grease Vessel Designs (would also like to see one or two slides on oil/water separator included)	Approx. 30-40 min.
5. Grease Vessel Inspections and Compliance (make sure to include scenarios)	Approx. 1 hr.
6. Grease Vessel Approvals and Installations (include scenarios, if appropriate)	Approx. 1 hr.
7. Final Documentation and FOG Database Demo	Approx. 2 hrs.

Other items requested to wrap into the above:

- Learning which type of grease does what when put down the drain/how different items affect the machinery at wastewater treatment facilities.
- Learning about effect on lift stations from chemical control.
- Mechanical interceptors: How they work, what are they good for.
- Coffee shops: Difficulties with installing grease traps, their claims that coffee and creamers not an issue. With coffee shops now expanding their offerings, may run into issues re: installing a larger grease trap.

Field session: Meet for about 45 minutes in the morning to go over highlights from previous day/what to expect to see.

Sites: At least 2 restaurants, and auto repair facility, a car wash. Want to include an under-the-sink trap, an outside installation, and an oil and sand trap. Chris Trimble to empty an interceptor if possible. Go back to classroom for one-hour discussion.

Preferences for field session if inclement weather?

FY2017 Work Program

- Decide what the group wants to do for FY2017, looking at the edits and comments on the FY2016 work program
 - For potential additions: Discuss priorities
- Discuss cost share amounts, potential participation

Roundtable and Next Meeting Date

Roundtable: What's happening in your community?

Next meeting date: Wednesday, July 20, 2016, at 10 a.m.
in the Regional Forum Room

Adjournment

Contact

Nalani Jay

Environment and Development Planner

njay@nctcog.org

817-695-9224