

PUBLIC WORKS COUNCIL

FEBRUARY 21, 2019

1. **Welcome and Introductions**

2. **Meeting Summary.** The [November 29, 2018 meeting summary](#) is available online for review. Vote for approval.

3. FY 2020 Public Works Cost Share

- 2 additional approaches have been added
 - *Shares based on population proportion*
 - *Calculation including income factor based on median income*
- Options moving forward for FY2020
 1. Keep cost shares the same and revise amounts for FY2021
 2. Increase cost shares by 10% and revise amounts for FY2021
 3. Choose one of the new approaches developed

Current Calculation

Based on 113 entities and \$573,575 budget

$$\begin{array}{|c|} \hline \text{Part 1:} \\ \text{Equal Share} \\ \hline \end{array} + \begin{array}{|c|} \hline \text{Part 2:} \\ \text{Population} \\ \hline \end{array} + \begin{array}{|c|} \hline \text{Part 3:} \\ \text{Growth} \\ \hline \end{array} + \begin{array}{|c|} \hline \text{Part 4:} \\ \text{Land Area} \\ \hline \end{array} = \begin{array}{|c|} \hline \text{Entity's Cost} \\ \text{Share} \\ \text{Amount} \\ \hline \end{array}$$

Part 1: Equal Share (57% of Budget: **\$326,937.75**)
(57% Budget Estimate / Number of Entities)

Part 2: Population (14% of Budget: **\$80,300.50**)
(Jurisdiction's 2001 Population / Total Population of Group) * 14% Budget Estimate


Part 3: Growth (7% of Budget: **\$40,150.25**)
(Jurisdiction's Projected Population Increase / Total Projected Population Increase of Group) * 7% Budget Estimate

Part 4: Land Area (21% of Budget: **\$120,450.75**)
(Jurisdiction's Land Area (sq. mi.) / Total Land Area of Group) * 21% Budget Estimate

Alternative A

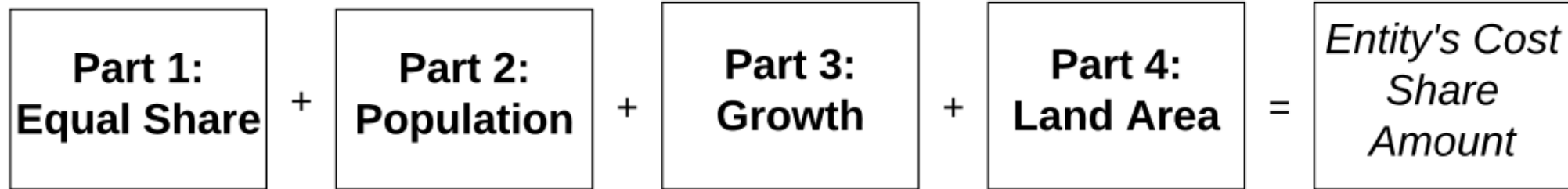
Current Calculation with updated data

- Continue using the current calculation and weights, with updated budget of \$360,000 and 2018 population estimates
- Update to 2045 population projections from NCTCOG RIS for 12 counties and 2050 population projections from Texas Water Development Board for additional 4 counties



Alternative A has 3 scenarios (see handout) and a budget of \$360,000

DRAFT



Part 1: Equal Share (57% of Budget: **\$205,200**)
(57% Budget Estimate / Number of Entities)

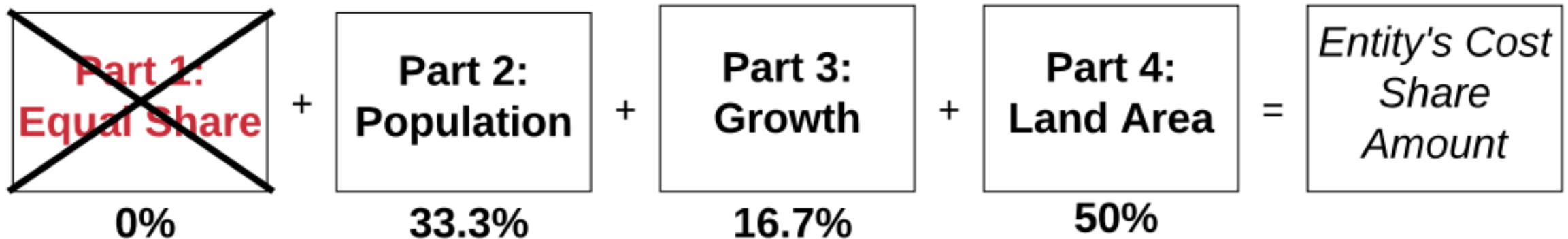
Part 2: Population (14% of Budget: **\$50,400**)
(Jurisdiction's 2018 Population / Total Population of Group) * 14% Budget Estimate

Part 3: Growth (7% of Budget: **\$25,200**)
(Jurisdiction's Projected Population Increase / Total Projected Population Increase of Group) * 7% Budget Estimate

Part 4: Land Area (21% of Budget: **\$75,600**)
(Jurisdiction's Land Area (sq. mi.) / Total Land Area of Group) * 21% Budget Estimate

Alternative B No Equal Share

- Continue using the current calculation with some alterations
 - Updated 2018 population estimates
 - Remove equal share amounts
 - Adjust weights to accommodate equal share removal



Alternative B has 3 scenarios (see handout) and a budget of \$360,000

DRAFT



Part 2: Population (33.3% of Budget: **\$119,880**)

*(Jurisdiction's 2018 Population / Total Population of Group) * 33.3% Budget Estimate*

Part 3: Growth (16.7% of Budget: **\$60,120**)

*(Jurisdiction's Projected Population Increase / Total Projected Population Increase of Group) * 16.7% Budget Estimate*

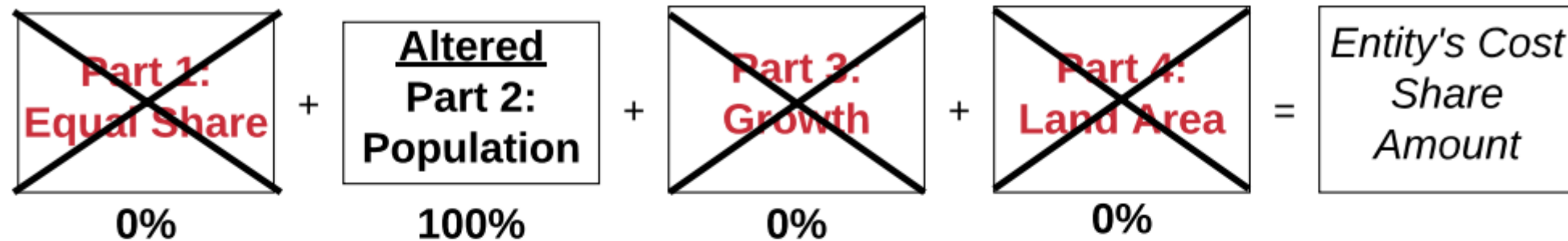
Part 4: Land Area (50% of Budget: **\$180,000**)

*(Jurisdiction's Land Area (sq. mi.) / Total Land Area of Group) * 50% Budget Estimate*

Alternative C

Population Tiered Rate

- Tiered rate is based on population solely. Population number would be updated to 2018 population data.
- Similar to NCTCOG's WATER group and Codes Committee



~~**Part 2: Population** (100% of Budget: \$360,000)~~

~~(Jurisdiction's 2017 Population / Total Population of Group) * 100% Budget Estimate~~

Instead of having cost shares based on population proportion, cost shares would be determined using a tiered rate.

Alternative C has 3 scenarios and a budget of \$360,000

Alternative C: Example Tiered Rates

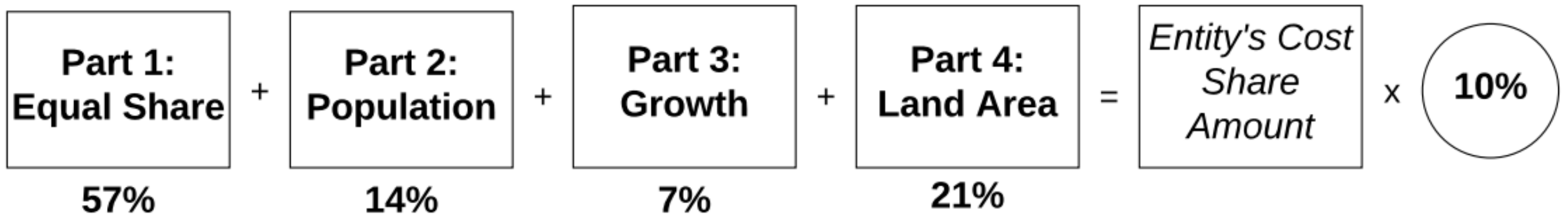
CITIES				COUNTIES	
Population	Cost Share	Population	Cost Share	Population	Cost Share
0 – 2,000	\$1,000	50,001 – 100,000	\$10,000	0 – 100,000	\$2,500
2,001 – 5,000	\$1,500	100,001 – 500,000	\$20,000	100,001 – 1,000,000	\$5,000
5,001 – 10,000	\$2,500	500,001 – 1,000,000	\$30,000	1,000,001+	\$10,000
10,001 – 25,000	\$3,500	1,000,001+	\$40,000		
25,001 – 50,000	\$5,000				

100,001 – 250,000: \$15,000
 250,001 – 500,000: \$20,000

Alternative D

Current Calculation with a 10% increase

- Continue using the current calculation, without any updates
- Increase all cost shares by 10%
- Increase from a \$330,000 budget to \$360,000 for FY2020
- Does not include all cities in region and maintains old data



Alternative D has 3 scenarios (see handout) and a budget of \$360,000

$$\begin{array}{|c|} \hline \text{Part 1:} \\ \text{Equal Share} \\ \hline \end{array} + \begin{array}{|c|} \hline \text{Part 2:} \\ \text{Population} \\ \hline \end{array} + \begin{array}{|c|} \hline \text{Part 3:} \\ \text{Growth} \\ \hline \end{array} + \begin{array}{|c|} \hline \text{Part 4:} \\ \text{Land Area} \\ \hline \end{array} = \begin{array}{|c|} \hline \text{Entity's Cost} \\ \text{Share} \\ \text{Amount} \\ \hline \end{array} \times \text{10\%}$$

Part 1: Equal Share (57% of Budget: **\$330,566**)
(57% Budget Estimate / Number of Entities)

Part 2: Population (14% of Budget: **\$81,192**)
(Jurisdiction's 2001 Population / Total Population of Group) * 14% Budget Estimate

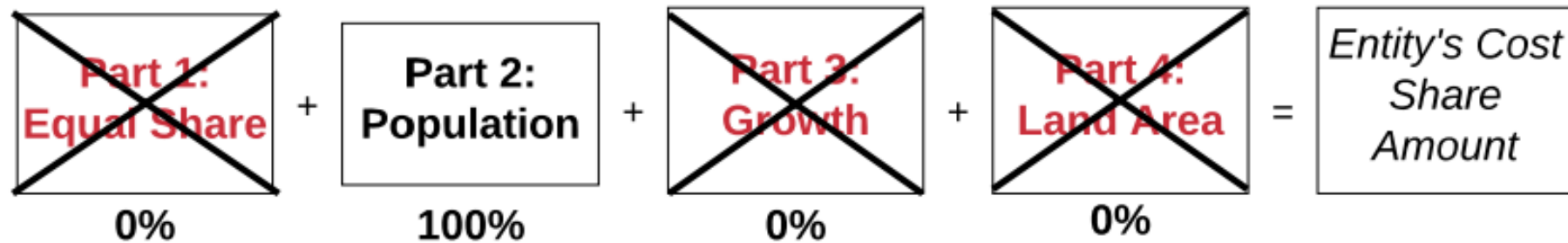
Part 3: Growth (7% of Budget: **\$40,596**)
(Jurisdiction's Projected Population Increase / Total Projected Population Increase of Group) * 7% Budget Estimate

Part 4: Land Area (21% of Budget: **\$121,787**)
(Jurisdiction's Land Area (sq. mi.) / Total Land Area of Group) * 21% Budget Estimate

Alternative E

Population Proportion

- This approach is based on population proportion solely. Population number would be updated to 2018 population data.
- Requested by Council on 11/29/2018

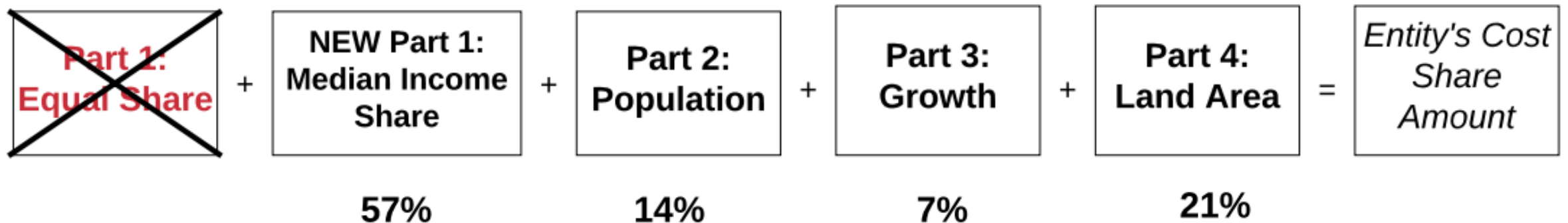


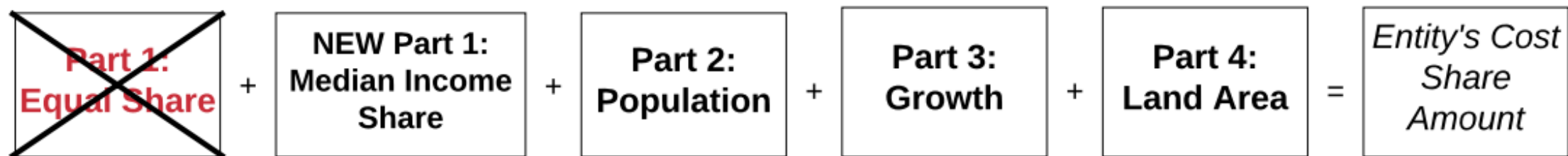
Part 2: Population (100% of Budget: \$360,000)

*(Jurisdiction's 2018 Population / Total Population of Group) * 100% Budget Estimate*

Alternative F Income Factor

- Continue using the current calculation with some alterations
 - Updated 2018 population estimates
 - Remove equal share factor
 - Include an income factor based on median income





Part 1: ~~Equal Share~~ Income Share

*(Jurisdiction's 2018 Median Income / Sum of Median Incomes) * 57% Budget Estimate*

57% of Budget: **\$188,100**

Part 2: Population

*(Jurisdiction's 2001 Population / Total Population of Group) * 14% Budget Estimate*

14% of Budget: **\$46,200**

Part 3: Growth

*(Jurisdiction's Projected Population Increase / Total Projected Population Increase of Group) * 7%*


Budget Estimate

7% of Budget: **\$23,100**

Part 4: Land Area

*(Jurisdiction's Land Area (sq. mi.) / Total Land Area of Group) * 21% Budget Estimate*

21% of Budget: **\$69,300**



4. Draft Council Bylaws

Items of Discussion:

- Vacancies
- Attendance
- Voting

Section 3: Terms of Office, B. Vacancy

*In the event of a Council member vacancy, the **replacement may be appointed from within the said vacated representative's member organization** (within a three-month time period) and shall serve for the **remainder of the vacated representative's unexpired term**. Otherwise, the PWC and/or NCTCOG staff shall **request a nomination** from the primary member who previously recommended the prior incumbent member.*

Section 4: Attendance

Members may send designated alternates when necessary to avoid an absence being counted. Designated alternates are individuals identified and appointed by the member organization to represent them. The designee will have the same voting rights as the member. It's the member's responsibility to sufficiently brief the designated alternate on the PWC meeting agenda items.

A representative's attendance and participation in meetings, subcommittees, and related activities will be evaluated during the PWC member re-appointment process.

Section 4: Attendance

*If an agency representative **accrues two (2) absences** at regularly scheduled or other meetings of the full Public Works Council **in a twelve (12) month calendar period**, a phone call will be made to the primary seat of that agency **requesting an active replacement** and/or the naming of a new alternate seat. If this phone call does not result in an active replacement and/or the naming of a new alternate seat, a **Notice of Inactivity will be sent** to the participating agency requesting an active replacement and/or the naming of a new alternate seat.*

*If no response is received from the member jurisdiction in response to the sent Notice of Inactivity, an **additional Notice of Inactivity will be sent to leadership officials** of that participating agency, including but not limited to, the political leader of agency.*

Section 6: Voting

*The presence of any combination of **fifteen (15) or more Council members constitutes a quorum** for conducting PWC business. A simple majority vote of the representatives present at a meeting at which a quorum is achieved is necessary to approve a motion by the PWC. Alternatively, electronic communication will be assumed to reach all members, and therefore achieves a quorum for the purpose of electronic business and action.*

Meeting Attendance FY 2015 to Present

Fiscal Year	Meeting Date	Number of Council members present
2019	11/29/2019	21
2018	8/16/2018	17
2018	5/10/2018	14
2018	2/8/2018	19
2018	11/16/2017	16
2018	10/12/2017	16
2017	8/31/2017	11
2017	5/18/2017	15
2017	2/16/2017	16
2017	11/3/2016	16
2016	8/25/2016	14
2016	5/19/2016	18
2016	2/25/2016	15
2016	11/12/2015	17
2015	8/27/2015	13
2015	5/28/2015	18
2015	2/26/2015	17
2015	11/20/2014	15

Red Highlight: Less than 15 PWC members present

Green Highlight: 15+ PWC members present

20th Annual Public Works Roundup



Grapevine Convention Center

Potential Dates: Thursday, May 2, 2019
Tuesday, May 21, 2019
Wednesday, May 29, 2019

Sheraton Arlington Hotel

Potential Dates: Tuesday, April 30, 2019
Wednesday, May 1, 2019
Thursday, May 2, 2019
Tuesday, May 7, 2019
Wednesday, May 8, 2019

Date preference?
Additional venue suggestions?

20th Annual Public Works Roundup Topics

Remaining from last year

1. Pond Dredging and Hydrographic Surveys: Best Practices for Water Planning and Management
2. Construction Best Management Practices for Site Design
3. Resiliency Efforts During Hurricane Harvey
4. Flood Software Update (OneRain/NCTCOG joint presentation)
5. Young Inspector Plan Review Training
6. Pipeline Safety (Gas)
7. TWDB's Texas State Flood Plan Update
8. FEMA and the NFIP
9. Fleet Maintenance
10. Wastewater Treatment Plants BMPs

20th Annual Public Works Roundup Topics

New Topics/Ideas

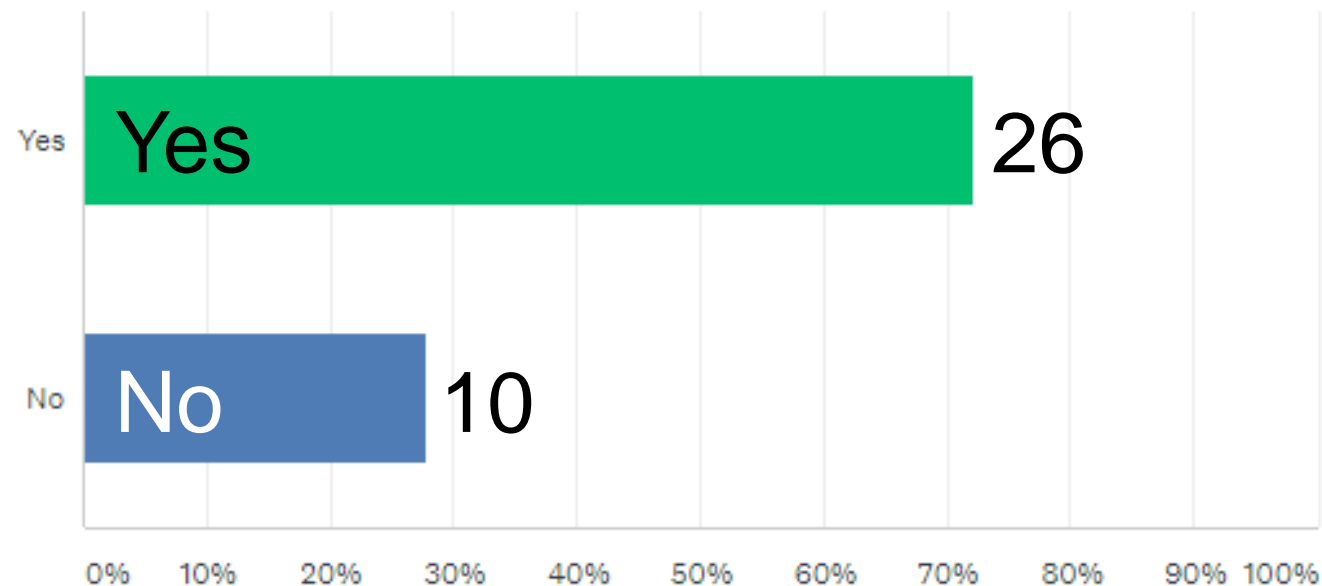
1. Drones: Maintenance and Inspection
2. Drones: Construction, Surveying, and Mapping
3. Autonomous Vehicles
4. Smart Cities
5. Asset Management
6. 2D Modeling: Floodplain
7. LiDAR
8. 2018 Construction General Permit (CGP) TXR150000 & Small Municipal Separate Storm Sewer Systems (MS4) General Permit, TXR040000 Renewal
9. ROW Implementation
10. Street Construction and Maintenance
11. Construction Site Review and Inspection
12. Municipal and Urban Tree Care
13. Supervision in Public Works
14. Work Zone Construction Site Safety
15. Traffic Management for First Responders
16. Infrastructure Investments
17. Complete Streets Implementation
18. Resilience of Transit Systems
19. Other

6. FY 2019 Public Works Work Program Update

Public Works Cost Share Program: Barriers to Participation Survey Results

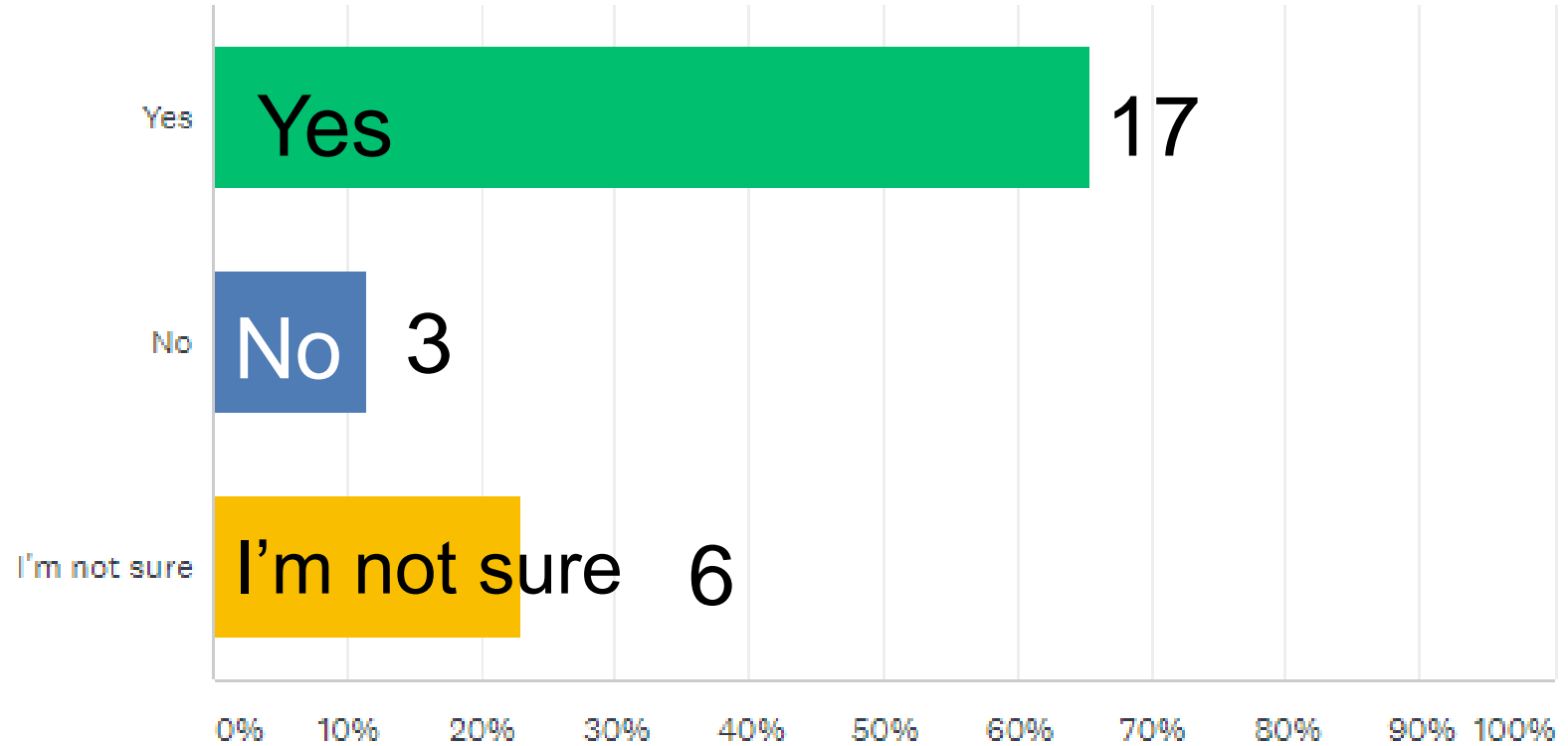
Are you aware of NCTCOG's Regional Public Works Cost Share Program?

Answered: 36 Skipped: 0

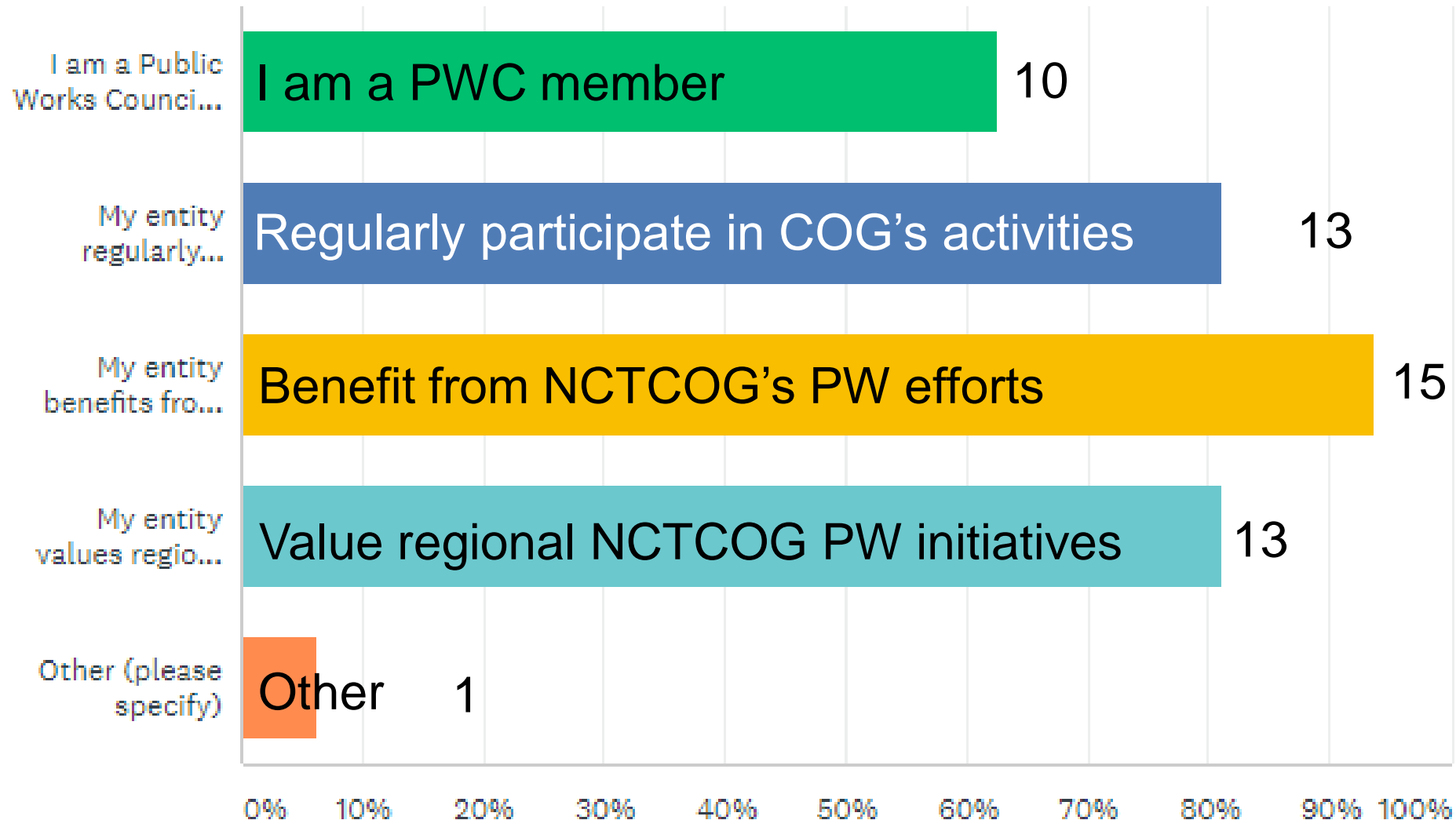


Does your entity currently participate in NCTCOG's Public Works Cost Share initiative?

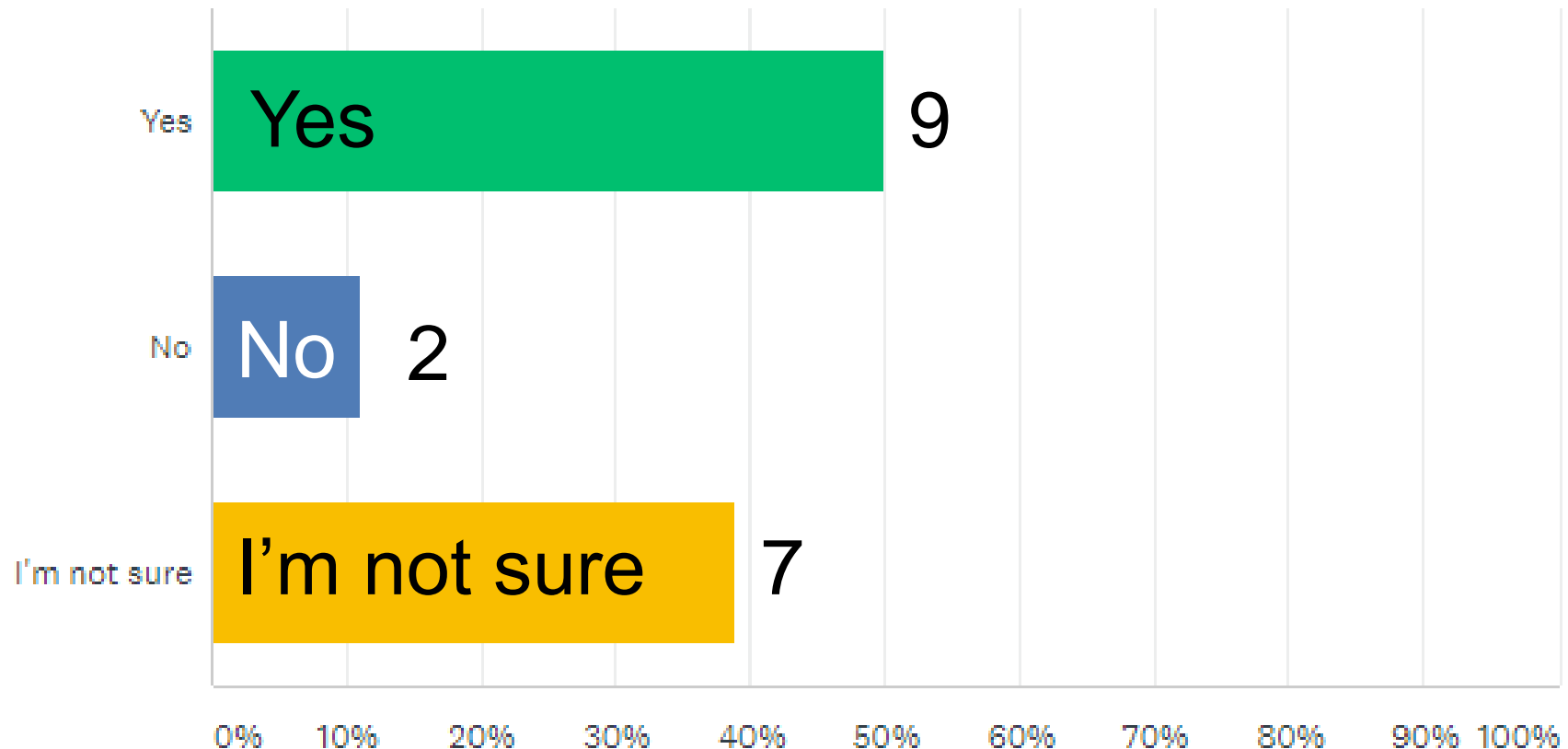
Answered: 26 Skipped: 10



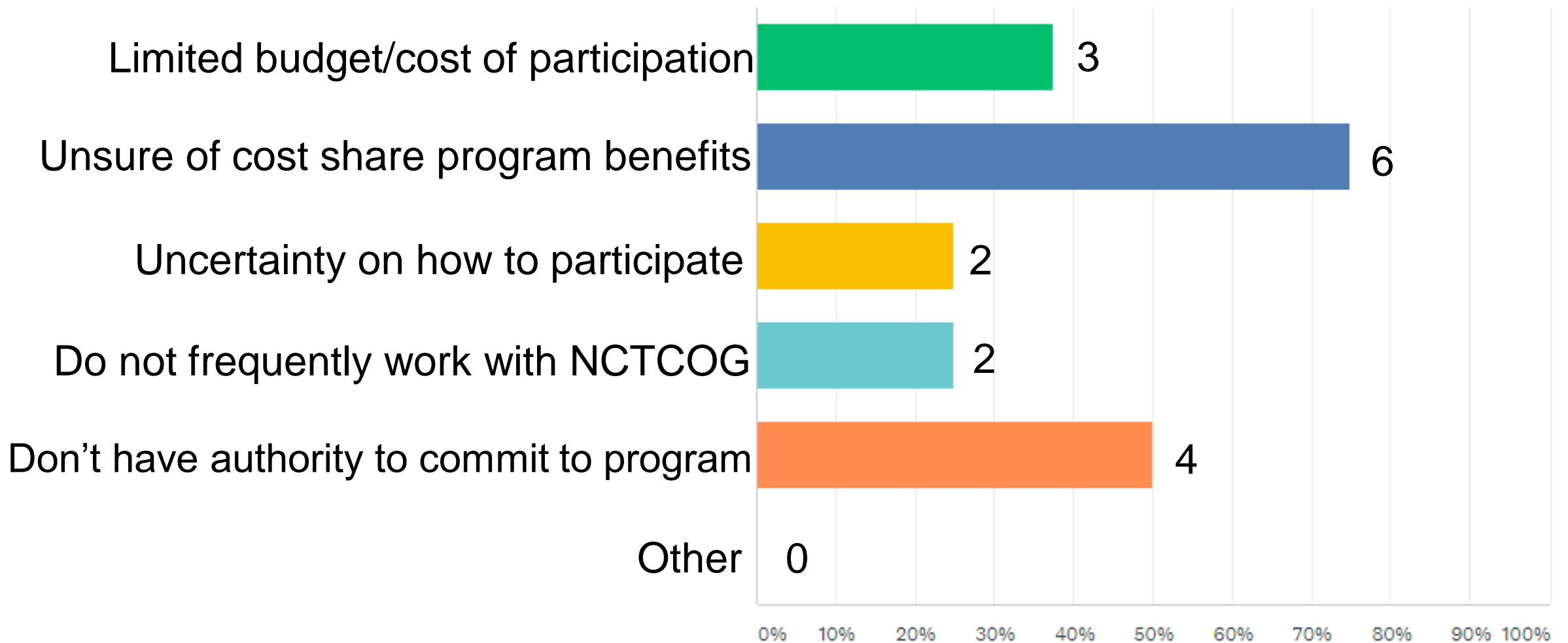
Why does your entity choose to participate in NCTCOG's Public Works Cost Share Program? Select all that apply.



If you had more information on this public works cost share initiative, would you be interested in participating?



What reasons keep you and your entity from participating in NCTCOG's Public Works Cost Share initiative? Select all that apply.



Council Preferences on Training Needs (From 02/08/2018 PWC Meeting)

- Pipeline Safety (gas)
- Inspector Training (field issues)
- Work Zone Traffic Control
- Inspector Roundtable
- ~~Young Inspector Plan Review Training (11/06/2018)~~
- Beginner, Hands-on inspectors
- ~~Construction Contracts Guidance (8/14/2018)~~
- Construction – best practices, safety, and/or ADA compliance

FY 2019 Regional Public Works Program Participation

NCTCOG is still accepting Cost Share Commitment Response Forms electronically for the FY2019 Regional Public Works Program!

Cost shares for FY2019 remain the same as the FY2018 cost shares.

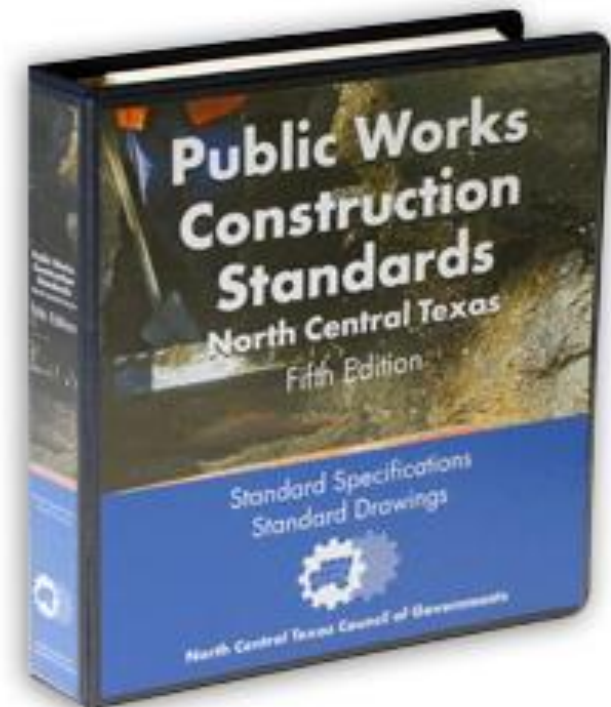
To access your cost share commitment, please visit:
<https://www.nctcog.org/envir/pwcostshare>

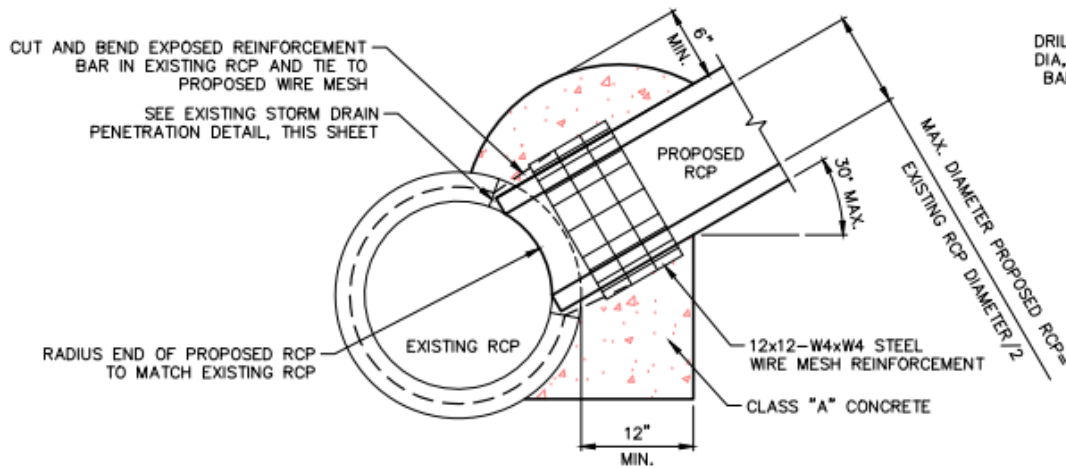
Current FY 2019 Budget	
Total Committed	\$300,953
Percent of Goal Achieved	91%

Standard Drawings Subcommittee

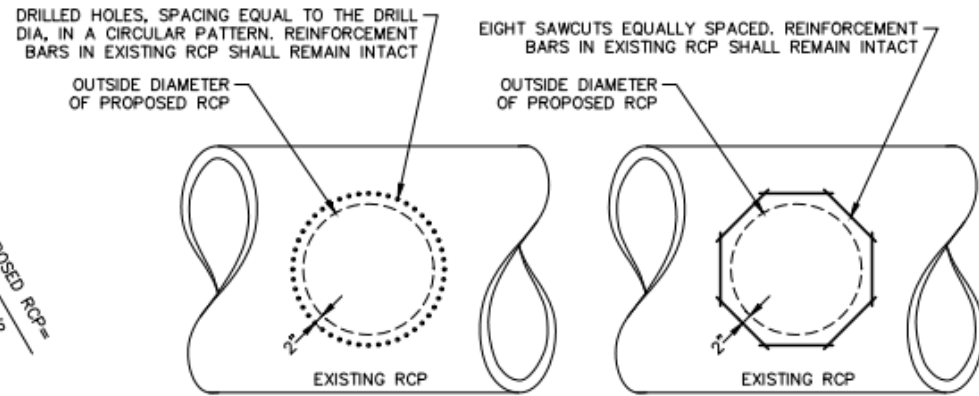
Presented by Chris Cha

- Subcommittee has been reviewing the drawings from *Division 6000: Storm Water Drainage*.
- Discussed survey results where respondents prioritized Division 6000 drawings and provided additional drawing suggestions
- Interested in including the City of Coppell's Standard Detail 6085
- Upcoming Meeting:
 - March 11, 2019 at 10 am
Metroplex Conference Room, NCTCOG Offices

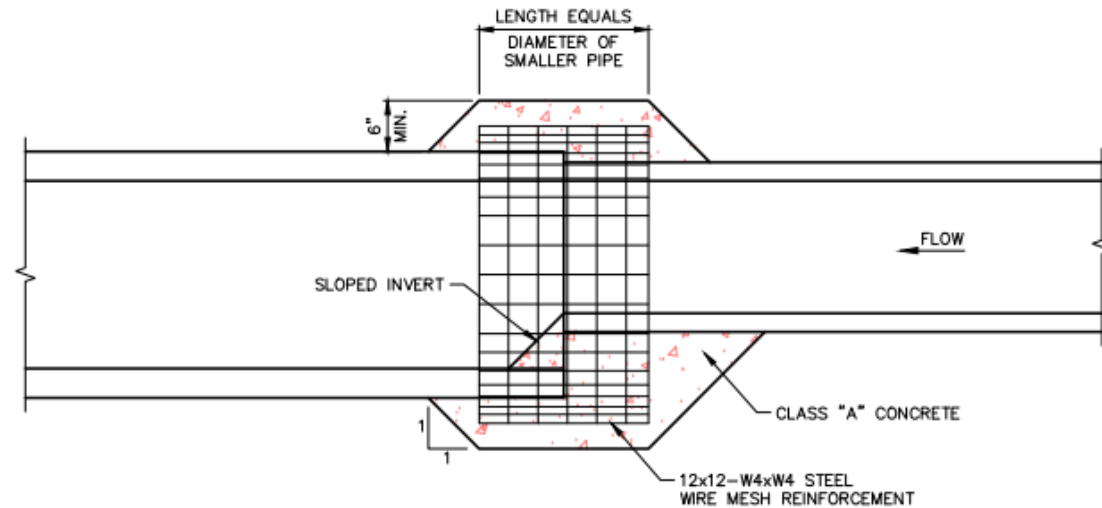




CONNECTION OF PROPOSED TO EXISTING RCP STORM DRAIN
N.T.S.



EXISTING STORM DRAIN PENETRATION METHODS
N.T.S.



PIPE COLLAR FOR FIELD CONNECTION
N.T.S.

NOTES:

1. THE CONNECTION METHODS SHOWN ON THIS DETAIL SHALL ONLY BE EMPLOYED WHEN THE USE OF A PREFABRICATED RCP CONNECTION IS NOT POSSIBLE, AND WITH THE APPROVAL OF THE CITY ENGINEER.
2. NO. 3 BARS ON 6" CTRS. MAY BE USED IN PLACE OF WIRE MESH REINFORCEMENT.

North Central Texas Council of Governments



NOTE: STANDARDS ARE ADOPTED FROM THE NCTCG STANDARD DRAWINGS DATED NOV. '96, WITH LOCAL EXCEPTIONS.

Path: S:\Standard_Details\New_Details_modified\SD\Coppel\6085.dwg

NO.	NEW DETAIL	LOCAL EXCEPTION	BY	DATE
			SWL	JUL '14



STANDARD CONSTRUCTION DETAILS
STORM DRAIN
PIPE COLLAR AND FIELD CONNECTION
CITY OF COPPELL DALLAS COUNTY, TEXAS

STD. SPEC. REFERENCE
501., 702.
STANDARD DETAIL
6085

Sustainable Public Rights of Way (SPROW)

Presented by Robert Woodbury

- Subcommittee most recently met on January 22, 2019
- The group reviewed survey results, which included responses from cities and counties, as well as telecommunication providers
- Discussed SPROW BMP Guidelines Document
- Next meeting:
Tuesday, April 9, 2019 at 1:30 pm
Metroplex Conference Room
NCTCOG Offices



Integrated Stormwater Management (iSWM)

Presented by Ranjan Muttiah



- **Specifications and details for site development controls**

Adding 10 iSWM Technical Manual schematics into Public Works Construction Standard Details

- **Provide additional detail and standards for proprietary devices**

Specifying the process and procedures and procedures for evaluation of proprietary device performance by communities

- **iSWM Technical Assistance Opportunity – FIRST ROUND OPEN NOW**

Free technical assistance related to the adoption or implementation of iSWM will be available

Technical services will be provided by Halff Associates on a first come, first serve basis from March 1, 2019 – April 1, 2020

February 22 – Deadline to notify Carolyn Horner (chorner@nctcog.org)

7. Other Program Activities

- **Cooperative Technical Partnership Program**
 - FY16 East Fork Discovery ongoing; Discovery Meeting for communities is March 1st.
 - FY16 Flood Risk ID Projects in Tarrant County and Cleburne ongoing. Flood Risk Review meetings have been held for both communities and projects will wrap up in late summer.
 - FY17 Flood Risk ID Projects in Benbrook and Weatherford ongoing.
 - FY17 Richland-Chambers Discovery will kick off in April 2019.
 - FY18 Flood Risk ID Project on Marys Creek in Parker County has been awarded. Task Order with Halff currently being executed. Project kick-off in April.
- **Community Rating System Users Group**
 - Next meeting date February 27th – NOAA Atlas 14 results for North Texas and incorporation into drainage manuals. Seats still available. Register at www.nctcog.org/envir/events

Public Works Emergency Response Team (PWERT) Update

- Contact Information:

Manny Palacios
Chair

mpalacios@weatherfordtx.gov

Mistie Gardner
Vice Chair

mistie.gardner@cor.gov

Jessica Mason
NCTCOG Rep

JMason@nctcog.org






North Central Texas Branch
American Public Works Association

March 5, 2019 at 3:00pm

The City of Fort Worth – Accreditation Presentation


Agency Accreditation award from APWA

Public Works Management Practices Manual



March 22, 2019

- 5th Annual Sporting Clay Tournament
 - Alpine Shooting Range in Fort Worth
- Proceeds benefit Branch Scholarship Fund
- Sign up on the Branch Website




April 16, 2019

- Next Branch Luncheon
- Fort Worth Botanical Gardens
- Registration is now open on the Branch website
<http://nctxbranch.apwa.net/EventDetails/17661>
- Email jvonahsen@msa-ps.com if you do not receive Branch emails, but would like to about TPWA NCTB events



May 17, 2019

- 7th Annual Team Bass Tournament
 - Rough Creek Park, Lake Granbury
 - <http://nctxbranch.apwa.net/EventDetails/17149>



2019 Activities – RoadEO

2nd Annual NCT Branch Public Works Equipment RoadEO
Hosted by ASCO Equipment, Euless, TX; Date TBD

- Competition with Mini-Excavator or Backhoe
- \$500 Branch Scholarship 1st Place Winner in each Event to Compete in the 2020 State Chapter RoadEO



2019 TPWA Annual Conference

SAVE THE DATE

When: June 5-8, 2019

Where: Austin, TX

How: <http://texas.apwa.net/EventDetails/15223>



8. Future Agenda Items

9. Roundtable Topics/Other Business

NOW, IT'S YOUR TURN...



**Applications for the 2019 CLIDE Awards are open.
The application deadline is 5 p.m. CT on March 8, 2019.**

Applications must be submitted through the website below.

<http://www.developmentexcellence.com/>

10. Next Public Works Council Meeting

The next PWC meeting is scheduled for:

Thursday, May 9, 2019

9:30 a.m. – 11 a.m.

NCTCOG's Regional Forum Room

Public Works Staff

EDITH MARVIN, PE, CFM

◆-----◆
DIRECTOR

EMARVIN@NCTCOG.ORG

(817) 695-9211

KATE POWERS

◆-----◆
CONSTRUCTION STNDS, SPROW, TxCDBG

KPOWERS@NCTCOG.ORG

(817) 695-9213

TAMARA COOK, AICP

◆-----◆
SENIOR PROGRAM MANAGER

TCOOK@NCTCOG.ORG

(817) 695-9221

MIA BROWN, CFM

◆-----◆
CTP, CRS

MBBROWN@NCTCOG.ORG

(817) 695-9227



@NCTCOGENV



@NCTCOGENV