



NCTCOG PRESENTATION

# DBE Open House Networking Event

6.6.2022

# AGENDA

Welcome & Introduction

Lunch

Agency Procurements

Overview of Transportation DBE  
Program & Goals

Upcoming Transportation Contracting  
Opportunities

Networking


RHCA Upcoming Opportunities



The background of the slide is a photograph of the interior of a bus. The perspective is from the back of the bus looking towards the front. The bus has yellow handrails and blue seats. The windows are visible on both sides, and the front of the bus is slightly out of focus. The overall lighting is bright and somewhat washed out.

# NCTCOG Agency Procurements & Process



The background of the slide is a photograph of the interior of a bus. The view is from the back of the bus looking forward. There are rows of blue seats with yellow handrails. The lighting is bright, and the overall tone is warm and slightly faded. The text is overlaid on this background.

# Transportation DBE Program & Goals for FY23-25

# Projection of Potential Contract Awards

## *Transportation Contracts Opportunities & Subrecipients*

Procurement Type	Potential Awards (in \$1,000s) FTA	Potential Awards (in \$1,000s) FHWA^	Potential Awards (in \$1,000s) TOTAL
Construction	\$4,105	\$0	\$4,105
Marketing, Advertising, and Public Outreach	\$191	\$1,800	\$1,991
Office Supplies & Equipment (Rental & Purchase)	\$429	\$573	\$1,002
Operational Administrative, Communications, Support Services	\$2,603	\$0	\$2,603
Planning/Engineering	\$0	\$10,725	\$10,725
Software and Ancillary Information Technology Professional Services	\$1,060	\$3,005	\$4,065
Transportation Equipment	\$13,721	\$0	\$13,721
Vehicle Maintenance and Operations Support	\$3,965	\$0	\$3,965
<b>TOTAL</b>	<b>\$26,073</b>	<b>\$16,103</b>	<b>\$42,176</b>



# Projected DBE Goals for FY23-25

## Transportation Contracts & *Subrecipients*

Procurement Type	Potential Awards (in \$1,000s)	DBE Firms	Total Firms	DBE Goal
Construction	\$4,105	3,699	13,900	26.6%
Marketing, Advertising, and Public Outreach	\$1,991	427	1,784	23.9%
Office Supplies & Equipment (Rental & Purchase)	\$1,002	35	629	5.6%
Operational Administrative, Communications, Support Services	\$2,603	890	11,220	7.9%
Planning/Engineering	\$10,725	1,810	5,655	32.0%
Software and Ancillary Information Technology Professional Services	\$4,065	727	5,156	14.1%
Transportation Equipment	\$13,721	22	251	8.8%
Vehicle Maintenance and Operations Support	\$3,965	71	2,403	3.0%
<b>TOTAL</b>	<b>\$42,176</b>	<b>7,681</b>	<b>40,998</b>	<b>18.7%</b>
<b>Total Weighted Summary</b>				<b>17.0%</b>



# Transportation Procurement Principles

Guiding principle: All procurements are open, fair, and competitive

All Transportation procurements are posted on:

[www.nctcog.org/rfp](http://www.nctcog.org/rfp)

NCTCOG Transportation Bidders List

Tablets available today for sign-up

Or visit ([www.nctcog.org/rfp](http://www.nctcog.org/rfp)):

[NCTCOG's Transportation Department Vendor Database](#)



The background of the slide is a photograph of the interior of a bus. It shows rows of blue seats with yellow handrails and vertical poles. The perspective is from the back of the bus looking towards the front. The image is slightly blurred and has a warm, yellowish tint.

# Upcoming Transportation Contracting Opportunities



# Professional Engineering Services (FY22)

	Oak Farms	Integrated Transportation / Stormwater Infrastructure Project (TSI)
Budget	\$1,300,000	\$250,000 “Staff Extension”
Data Collection and Analysis	Site audit, plans and designations, preliminary survey	Data acquisition and review
Conceptual Design		Integration of storm and transportation infrastructure; real-time filtration and recharge
Structural Engineering	Integrity/suitability/feasibility analysis of existing structures; geometric design	Considerations for utilizing transportation facilities as detention structures
Transportation Planning		Project selection and prioritization; design and management guidelines for at-risk transportation facilities
Cost Estimating	Final design and construction cost estimates	Lifecycle cost analysis, green infrastructure ROI
Public Involvement and Outreach	Materials and exhibits	Public meetings and materials



# Cedars Planning Study (FY24/25)

Budget	\$2,000,000
Data Collection and Analysis	Review existing plans and Oak Farms products
Conceptual Design	Aid conceptual design of gridded thoroughfare system
Structural Engineering	Review structures impacting IH30 and the Trinity River
Transportation Planning	Aid in project staging
Cost Estimating	Preliminary design and initial cost estimate
Public Involvement and Outreach	Public meeting and materials



# Parking Data Collection

- Count parking space use, measure peak use
- Various locations across North Texas
- May include mixed-use districts and single use sites selected by NCTCOG staff
- Counts conducted with technology or manually
- Accurately count parking utilization at sites with complicated layouts/arrangements
- Parking counts over 2-to-3-day period, various times of year

Expertise Needed: data collection, parking studies



# Routes to Rail Feasibility

- Study bicycle and pedestrian facility connections and improvements in locations along the Silverline Corridor.
- Rail to Trail transit station plans
- Alternative alignments for trail connections developed; various neighborhood connections.
- Feasibility, safety, and design recommendations in key locations.
- Possibly preliminary engineering and detailed design solutions
- Intersection safety design

Expertise Needed: bicycle/pedestrian facility design, engineering





# Regional Vanpool Program Utilization Study: Early 2023



## Needs Assessment

Current Vanpool Programs & Operations  
Vehicle Options and Supply Chain Review  
Vanpool Rider Trends



## Data Analyses

Origin/Destination  
Park and Ride Locations  
Estimated Market Potential



## Recommendations

Program Design  
Proposed Policies  
Marketing & Outreach Plan

Expertise Needed: congestion management, data analysis, public involvement, transit financial planning, transit operations and management, transit marketing, travel demand management



# Cooperative Vehicle and Infrastructure Procurements: Early 2023



## Electric Buses Small Light-Duty Buses

Vehicles  
Maintenance Service & Support  
In-Plant Vehicle Inspections



## Electric Vehicle Charging Stations

Design/Engineering  
Equipment  
Construction & Installation  
Operations & Maintenance

Expertise Needed: alternative fuels, construction management, transit operations and management, urban and regional planning



# Passenger Rail Studies

Likely Corridors: McKinney Line, Mansfield Line

RFP Release Schedule: 1 – 2 years

Scope (preliminary):

- Public & Stakeholder Engagement
  - Potential for graphics/renderings
- Current Conditions Assessment
- Alternatives Analysis
- Station Area Land Use Analysis
- Implementation Alternatives

Expertise Needed: Rail Transit Planning, Transit Design, Economic/Land Use Analysis, Transit Financial Planning, Public Involvement, Transit Operations, Surveys, and Urban/Regional Planning



# ATS Feasibility Study

Likely Location: Legacy Area (Plano, Frisco, and The Colony)

RFP Release Schedule: 1 – 2 years

Scope (preliminary):

- Public & Stakeholder Engagement
  - Potential for graphics/renderings
- Routing and Stations Alternatives Analysis
- Land Use and Parking Analysis
- Ridership Forecasting
- Implementation Alternatives

Expertise Needed: Transit Design and Operations, Economic/Land Use Analysis, Geometric Engineering, GIS/CADD Design, Transit Financial Planning, Traffic Impact Analysis, Public Involvement, Urban/Regional Planning, and Alternative Fuels







# TRY PARKING IT?

[TryParkingIt.com](http://TryParkingIt.com) is a free ridematching and trip logging website to assist commuters in finding and utilizing alternatives to driving alone.

Software As a Service - Planning

Development with Annual Renewals up to 5 years

Expertise Needed: Congestion Management, Data Collection and Analysis, Marketing /Advertising/Video Production, Public Involvement, Software Development and Travel Demand Management

# Regional Data Hub / 511DFW

- Regional Traveler Information System
- Integrate Data from Various Sources
  - TxDOT (Speeds, DMS, CCTV Images, Incidents)
  - Cities (Construction, Incidents, Special Events)
  - NCTCOG (Special Events)
  - Speeds, Travel Time, Trip Planner
  - Transit Data and Trip Planner
- Concept of Operations and Software As A Service - Engineering
- Development with Annual Renewals up to 5 years

Expertise Needed: Congestion Management, Construction Management, Data Collection and Analysis, Intelligent Transportation Systems, Marketing/Advertising/Video Production, Public Transportation Management Systems, Software Development, Traffic Engineering and Transportation System Management.



# Regional Traffic Signal Performance Platform



Traffic Signal Assessment by  
Signal and Traffic Signal  
Performance Evaluation

- Request for Information Deadline June 24, 2022
- Presentations to Regional Partners
- Draft a Request for Proposals
- Software As A Service- Engineering
- Development with Annual Renewals up to 5 years



Continue to Monitoring and  
Maintenance

Expertise Needed: Congestion Management, Data Collection and Analysis, Intelligent Transportation Systems, Software Development, Traffic Engineering, Transportation System Management and Traffic Operations.

## Crash Reconstruction Training



- **Basic and Advanced Training: January 2007 - March 2019**
- **Request of Information to Determine Technology**
- **Followed by Request for Proposals**
  - **Training**
  - **Equipment**



Expertise Needed: Computer Software, Congestion Management, Data Collection and Analysis and Roadway Safety.



# Situational Awareness App Assessment & **Possible** Procurement


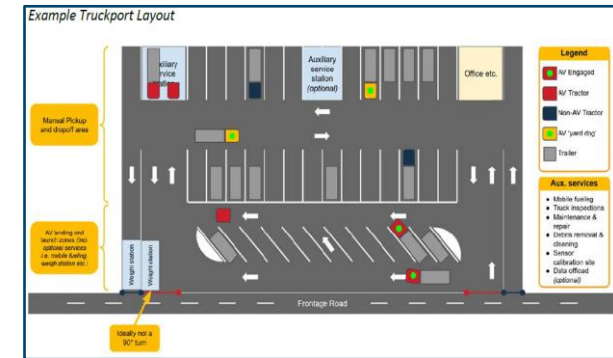
Technology: Vehicle sensors and connectivity, AI, edge computing, intelligent transportation systems.

1. Technology Assessment Phase “sandbox” (Current, FY22).
2. NCTCOG “Formal” Procurement (Future, ~FY23/24)
3. Regional license: All regional partners get access to the tools(s)



# Regional Transportation Technology Project Sponsors

Procurements expected to occur across Fiscal Year 2023-2024.



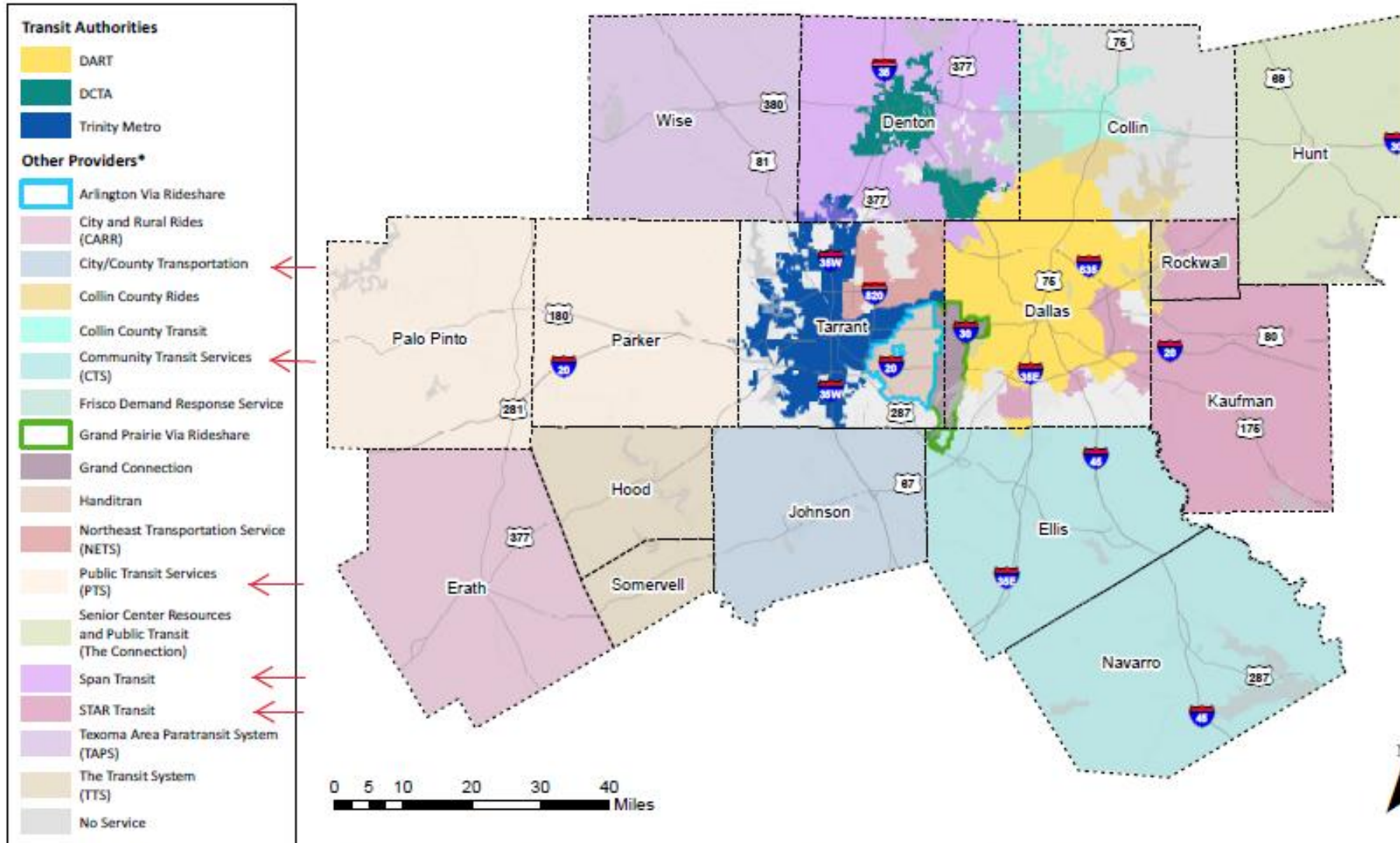
# Technologies Related to Technology Projects

Round 1 (Approved 7/2021)	Round 2 (Approved 3/2022)
Automated Vehicle (AV) Shuttle	App-Based Ridesharing
AV Trucking	Automated Parking
Connected Vehicle (CV)	Broadband Access/Virtual Transport
Neighborhood Delivery Bots	CV Emergency Alerts
Public Transit Buses	CV Traffic Signals
	Curb Management
	AVs as Service Delivery Tools
	Teleoperation



# Transit Small Providers

## Public Transportation Provider Service Areas



\*The types of service(s) rendered by Other Providers range from demand-response, shared-ride, to fixed-route. Some of these services are available only to individuals prequalified based on income, age, or disability.



# Transit Small Providers Expected Procurements (2023-2025)

- Advertising/Marketing
- Audit Services
- Building Maintenance
- Bus Wash Services
- Call Monitoring Software
- Computer Hardware
- Computer Software
- Construction/Vehicle Storage Facilities
- Facility Cleaning/Janitorial Services
- Fuel/Oil
- IT Consultants/Services
- Landscaping
- Office supplies
- Postage & Printing
- Shop Tools
- Surveillance/Security Equipment
- Towing Services
- Transit Software (Dispatch/Scheduling)
- Uniforms
- Vehicle Graphics
- Vehicle Insurance
- Vehicle Preventative Maintenance (Engine Oils & Fluids, Stock Parts, Tires, etc.)
- Vehicle Purchases (Light-Duty Buses)
- Vehicle Repairs



The background image shows the interior of a bus, viewed from the back of the vehicle looking forward. The bus is empty. It features rows of blue seats with a patterned fabric. Yellow vertical poles are spaced along the aisle, and horizontal handrails run above the seats. The lighting is bright, suggesting daylight coming through the windows. The overall tone is clean and professional.

# Opportunity for Networking



# RHCA

## Regional Hispanic Contractors Association

A Chamber of Commerce for the Construction Industry

**RHCA . . . the leader in Diversity Inclusion**  
Networking and building business relationships and opportunities




Join us on Social Media #DFWRHCA @DFWRHCA



- **Hispanics in Construction: \$2.75 trillion of total economic output by Latinos in the United States**

- Hispanics accounted for 46.7 percent of construction laborers. Relative to their share of the employed, Hispanics were underrepresented among construction managers (14.3 percent) and managers other than construction managers (14.4 percent). Non-Hispanic Whites accounted for 60.9 percent of all those employed in the construction industry, with higher employment shares among construction managers (78.9 percent) and managers other than construction managers (78.5 percent). Source: U.S. Bureau of Labor Statistics
- Latinos continue to play an important role in the U.S. economy through business ownership and job creation. According to the 2020 Census, Latinos now make up 19% of the total U.S. population, or 62.1 million people having grown 23% since 2010. In addition to representing a formidable consumer base, with Latino consumption totaling \$1.85 trillion. Latinos continue to start businesses at a faster rate than all others — 44% growth in the number of businesses in the last 10 years compared to just 4% for non-Latinos. Source: Stanford Graduate School of Business 2021 State of Latino Entrepreneurship Report

SCAN ME!



Join us on Social Media #DFWRHCA @DFWRHCA







# Build Fort Worth Expo 2022



Opportunities Await at **BUILD FW**



SCAN ME!





# Mobile Training Unit

June 2020

## SMALL BUSINESSES AND SAFETY

**91%**  
of construction companies have **fewer than 20 employees**

Construction companies with **fewer than 20 employees** account for **75%** of fatal falls

**New companies** are more likely to succeed if they **keep workers safe**

Companies that **FAIL IN THE FIRST 2 YEARS** have injury rates **2.5X HIGHER** than those who succeed

**PLAN. PROVIDE. TRAIN.**  
*Three simple steps to preventing falls.*

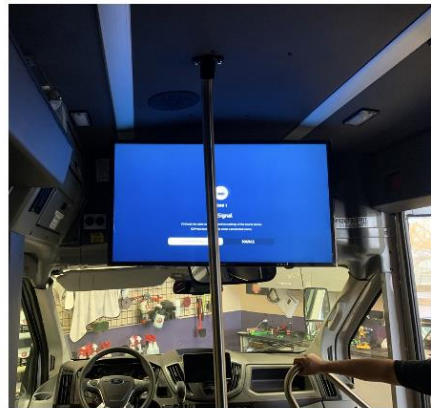
Contractors who **follow safety laws** are the **most successful**

Join the Campaign to Stop Construction Falls!  
www.stopconstructionfalls.com

PLAN. PROVIDE. TRAIN.

CDC MOSH NORA CPWR THE CENTER FOR CONSTRUCTION RESEARCH AND TRAINING

#StandDown4Safety



Join us on Social Media

#DFWRHCA

@DFWRHCA






# RHCA

## Regional Hispanic Contractors Association

SCAN



[www.regionalhca.org](http://www.regionalhca.org)

972-786-0909

Join us on Social Media

#DFWRHCA @DFWRHCA



LinkedIn

# NCTCOG Transportation DBE Program

## CONTACT US



Emily R. Beckham  
Program Manager

[ebeckham@nctcog.org](mailto:ebeckham@nctcog.org) | 817-608-2308



Ken Kirkpatrick  
General Counsel

[kkirkpatrick@nctcog.org](mailto:kkirkpatrick@nctcog.org) | 817-695-9278

