

Dallas-Fort Worth Clean Cities Fleet Recognition and Annual Survey Results

Jared Wright, Air Quality Planner
March Online Input Opportunity

March 8 – April 7, 2021



Dallas-Fort Worth
CLEAN CITIES



North Central Texas
Council of Governments

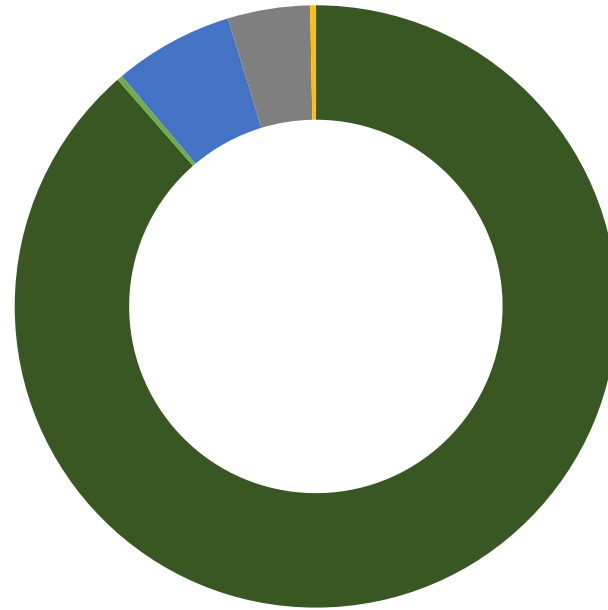


DFW Clean Cities Impacts – Results from 2019 Survey

42 Fleets Reporting
9,871 Alternative Fuel
Vehicles and Equipment

*Impacts Over Calendar
Year 2019

**~26.03 Million Gasoline Gallon
Equivalent (GGE) Reduced***



- Alternative Fuel Vehicles
- Hybrid Vehicles
- Fuel Economy Improvements
- Idle Reduction
- Alt Fuel Non-Road Equipment

**~420.104 Tons Ozone-Forming
Nitrogen Oxides (NO_x) Reduced***



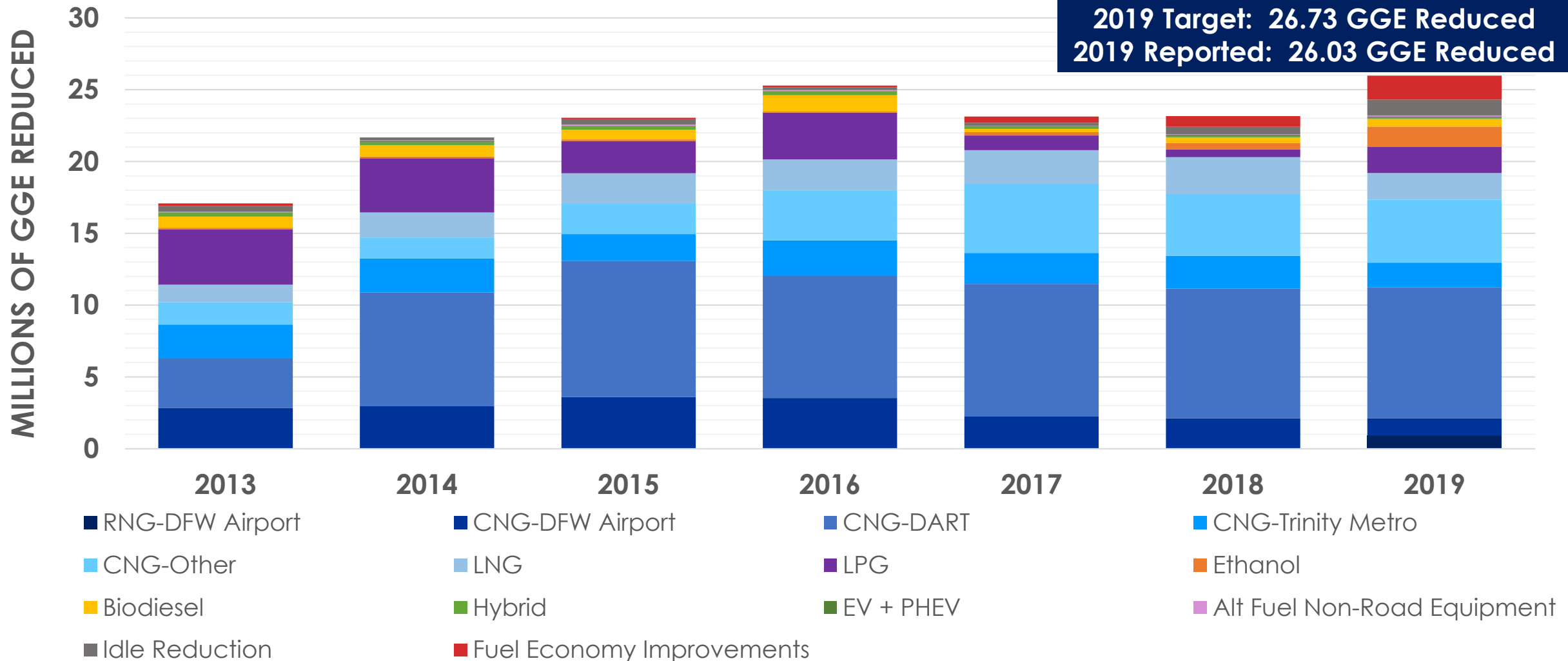
~1.6 Tons/Day
For Comparison: RTC Initiatives
Credited in Conformity = **~2.12
Tons/Day**

**72,094 Tons Greenhouse Gas
(GHG) Emissions Reduced***

**Equivalent to Eliminating
3,059
Tanker Trucks of Gasoline**

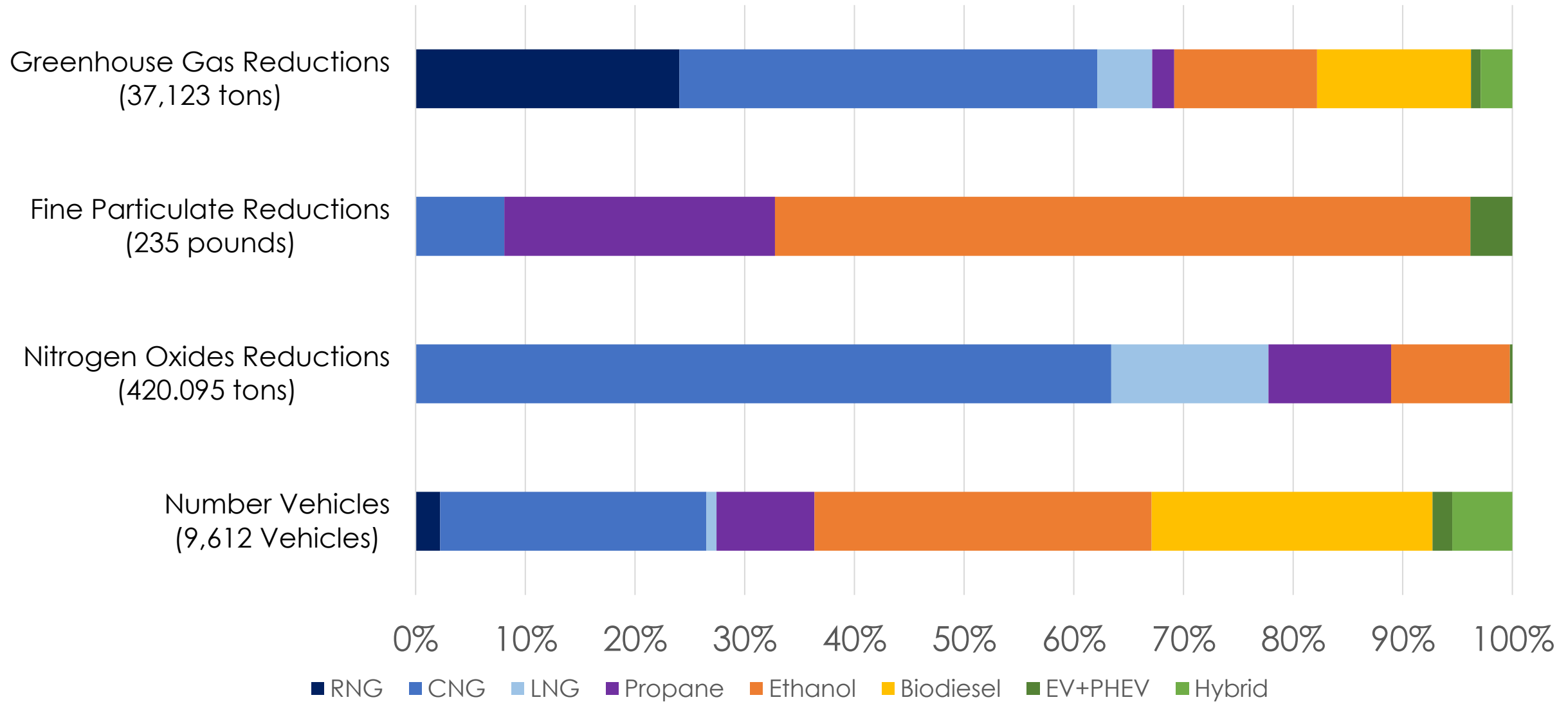
Trends in Annual Energy Impact

Goal per Department of Energy: Increase Reductions 15% Year Over Year



RNG-Renewable Natural Gas; CNG- Compressed Natural Gas; LNG- Liquefied Natural Gas; LPG- Liquefied Propane Gas; EV- Electric Vehicle; PHEV-Plug-In Hybrid Electric Vehicle

Impact of Various Fuel Types



RNG-Renewable Natural Gas; CNG- Compressed Natural Gas; LNG- Liquified Natural Gas; LPG- Liquified Propane Gas; EV- Electric Vehicle; PHEV-Plug-In Hybrid Electric Vehicle

Fleet Recognition Awards

Based on 2019 Report



Recognition Criteria – Up to 100 Points

Up to 45 Points – Emissions Reduction

Up to 25 Points – Reducing Fuel Consumption

Up to 20 Points – Partnering with DFW Clean Cities

Up to 10 Points – Ensuring Familiarity with Fleet Goals

Bronze Fleet Winners

City of Arlington
City of Frisco
City of North Richland Hills
City of Watauga
Tarrant County
Town of Addison
Town of Flower Mound
Trinity Metro



Silver Fleet Winners

City of Bedford

City of Coppell

City of Irving

City of Mesquite

Denton ISD

Prosper ISD



CITY OF
BEDFORD
Discover the Center

MESQUITE
TEXAS[®]
Real. Texas. Flavor.



 **DENTON**
INDEPENDENT SCHOOL DISTRICT


IRVING
TEXAS




Gold Fleet Winners

City of Carrollton
City of Dallas
City of Denton
City of Euless
City of Lewisville
City of Southlake
Dallas Area Rapid Transit (DART)
DFW Airport



CARROLLTON
TEXAS



City of Dallas



LEWISVILLE
Deep Roots. Broad Wings. Bright Future.

CITY OF SOUTHLAKE

Shining Stars

Greatest Progress in NO_x Reduction



DFW Airport
27.5 tons of NO_x Reduced



North Richland Hills
93% Increase in Reductions

Greatest Progress in GGE Reduction



City of Denton
698,000 GGE Reduced



SPAN Transit
97% Increase in Reductions

Greatest Progress in Transitioning to Alternative Fuels



Trinity Metro
79% Alternative Fuel Vehicles



Denton ISD
+36 LPG Vehicles

2020 Annual Survey

Goal:

**29,933,670 GGE Reduced
(15% Increase Relative to 2019)**

Priority Outreach:

Clean Fleet Policy Adoptees

Private Sector Fleets

Former Dallas County Schools Customer Fleets



Submit to DFWCC by March 12, 2021

dfwcleancities.org/annualreport

25th Anniversary in 2020

dfwcleancities.org



CONTACT

Lori Clark

Program Manager & DFW
Clean Cities Coordinator
lclark@nctcog.org

Jared Wright

Air Quality Planner
jwright@nctcog.org


Amy Hodges

Senior Air Quality Planner
ahodges@nctcog.org

cleancities@nctcog.org
www.dfwcleancities.org



North Central Texas
Council of Governments



Dallas-Fort Worth
CLEAN CITIES