

**FISCAL YEAR 2022
PUBLIC TRANSPORTATION FUNDING:
PROGRAMS OF PROJECTS**

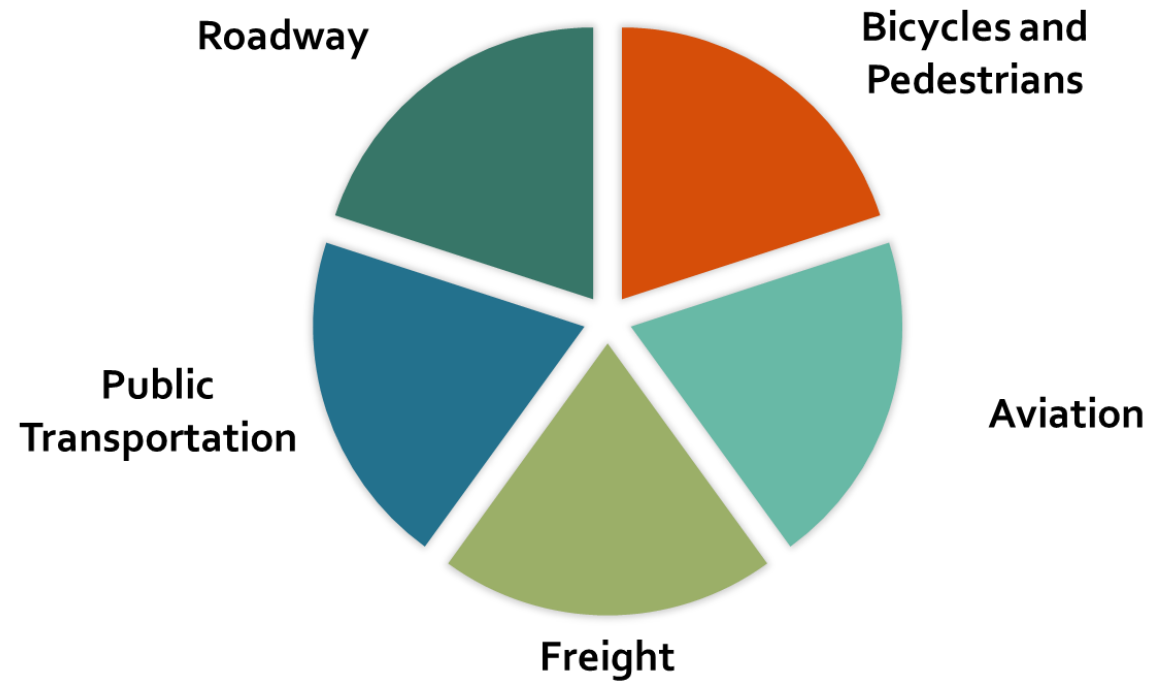
**PUBLIC MEETING
SEPTEMBER 12, 2022**



**North Central Texas
Council of Governments**

Public
Transportation is...

Part of a
comprehensive
transportation
system





INVESTING
IN PUBLIC
TRANSPORTATION:

Has a positive economic impact within communities

- Every \$1 invested in public transportation generates \$5 in economic returns
- Every \$1 billion invested in public transportation supports and creates approximately 50,000 jobs

Reduces roadway congestion and improves travel safety measures

- Communities that invest in public transit reduce the nation's carbon emissions by 63 million metric tons annually
- Travelling by public transportation is 10 times safer per mile than travelling by automobile

PUBLIC TRANSPORTATION SERVICES IN THE REGION

Fixed Route

Vehicle operates along a prescribed route according to a fixed schedule

Typically implemented in areas with high transit demand



Commuter Bus

A variation of fixed route, primarily connects outlying areas to a central city/area

Typically operates in one direction during peak periods



Demand Response

Shared-ride service that uses smaller vehicles to provide flexible curb-to-curb service

Typically used for first/last mile applications or in areas with lower transit demand



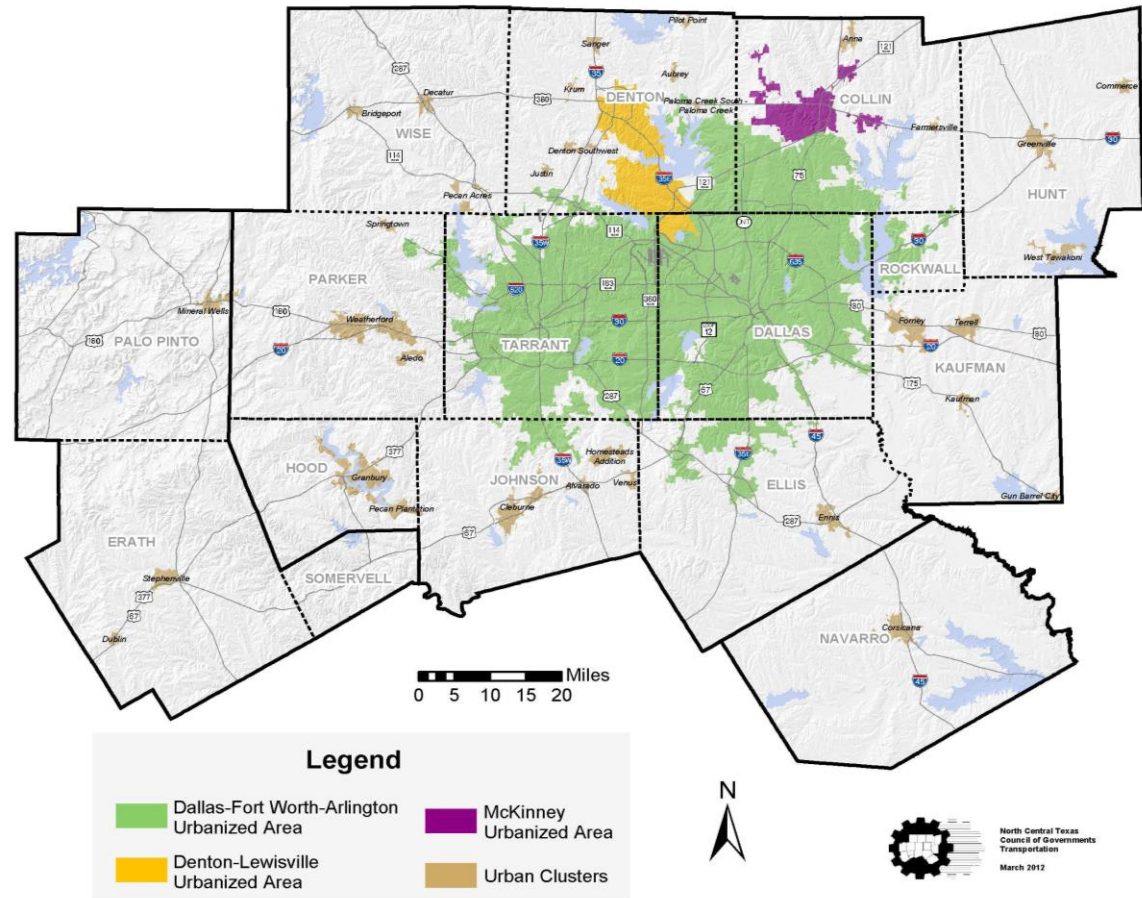
Rail or High Intensity Bus

Serves long-distance regional corridors with high transit demand

Rail requires exclusive Right-of-Way, whereas exclusive bus lanes for High Intensity Bus are preferred



2010 CENSUS UZA'S AND URBAN CLUSTERS



FEDERAL FORMULA FUNDING PROGRAMS FOR URBAN AREAS

Section	Program	Purpose	Project Types
5307	Urbanized Area Formula (includes Job Access/ Reverse Commute projects)	Serve general public including low-income workers	Capital Operating Planning
5310	Enhanced Mobility of Seniors and Individuals with Disabilities	Serve needs of the elderly and individuals with disabilities	Capital Operating
5337	State of Good Repair	Maintain rail services	Capital
5339	Bus and Bus Facilities	Purchase Vehicles and/or maintain bus services	Capital

AWARDING FEDERAL FORMULA FUNDS IN THE REGION

Public transportation providers in the region were awarded ~\$188.6M in Federal Transit Administration (FTA) formula funds through the Fiscal Year 2022 apportionment award cycle

Two NCTCOG processes are used to award funds

- ~ 2% set aside for Strategic Partnerships
- ~ 98% available annually through Programs of Projects (POP) process

FISCAL YEAR 2022 PROGRAM OF PROJECTS

The Programs of Projects (POP) describes how public transportation providers in the region utilize FTA funds.

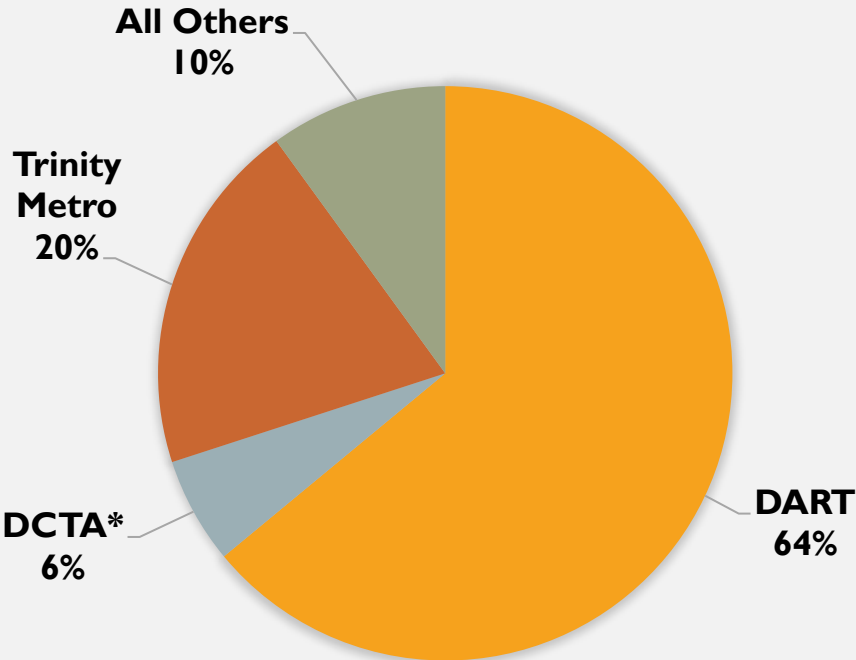
FY 2022 FTA Funds by <u>Agency Type</u>	\$185.3M
Transit Authorities	\$167.4M
All Others	\$17.9M

FY 2022 FTA Funds by <u>Project Type</u>	\$185.3M*
Preventive Maintenance	\$148.12M
Vehicle Purchase	\$8.86M
Operations	\$12.15M
Other Capital Items	\$16.1M

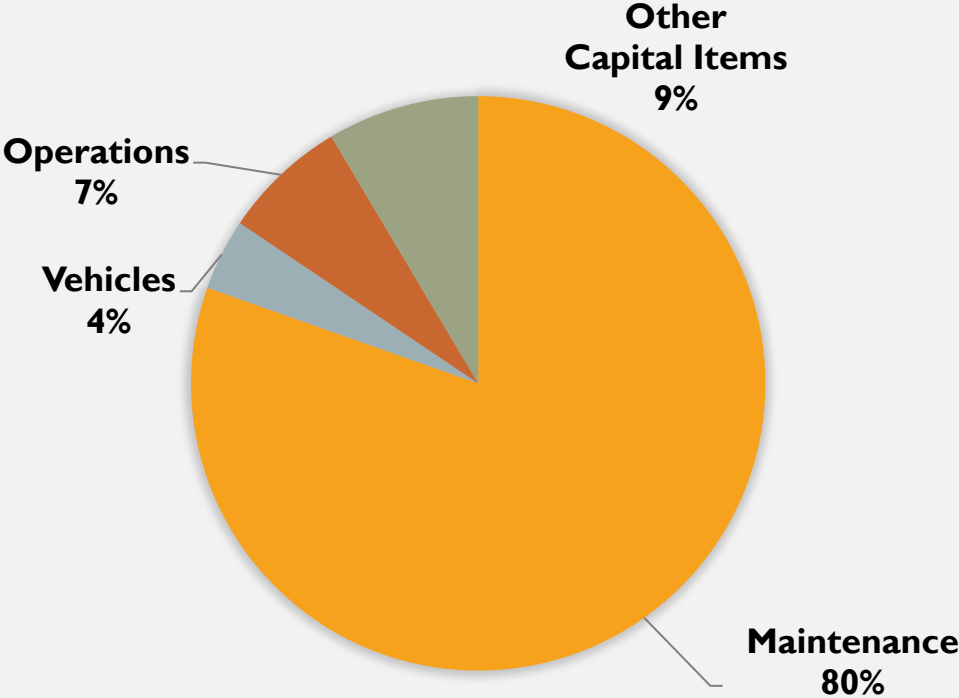
* Approximately .04% of Planning Funds also included in Project Type

FISCAL YEAR 2022 PROGRAM OF PROJECTS

DISTRIBUTION BY PROVIDER



DISTRIBUTION BY PROJECT TYPE



* DCTA funding comes from the Denton-Lewisville Urbanized Area

TRANSPORTATION DEVELOPMENT CREDITS

Transportation Development Credits (TDCs) are a non-cash financing tool (i.e., they do not increase funding for a project) that is used in lieu of the local cash match requirement for federal funds

TDCs are “earned” by the region when toll revenues are used to fund capital projects on public highways

Can only be applied to capital projects (e.g., vehicle or equipment purchase, preventive maintenance, etc.)

The Regional Transportation Council (RTC) awards TDCs

CONTACT INFORMATION

Allysha Mason
Senior Transportation Planner
(682) 433-0450
AMason@nctcog.org

Margarita Zollo
Transportation Planner I
(682) 433-0482
MZollo@nctcog.org

Shannon Stevenson
Senior Program Manager
(817) 608-2304
SStevenson@nctcog.org